

CAPER

Comprehensive Annual Performance and Evaluation Report For Fiscal Year 2012

PASSAIC COUNTY, NEW JERSEY
B-12-UC-34-0112

Reporting Period:

September 1, 2012 through August 31, 2013

Submitted by:

Passaic County
Department of Planning and Economic Development

Contact Person:
Deborah Hoffman, Director
Division of Economic Development

Display Period:

November 6, 2013 through November 22, 2013

**Comprehensive Annual Performance and Evaluation Report
for F.Y. 2012
Passaic County, New Jersey**

Table of Contents

EXECUTIVE SUMMARY 1

I. SUMMARY OF RESOURCES AND DISTRIBUTION OF FUNDS 6

II. GENERAL CAPER NARRATIVES..... 9

 A. Assessment of the Three to Five Year Goals and Objectives..... 9

 B. Affirmatively Furthering Fair Housing..... 20

 C. Affordable Housing 25

 D. Continuum of Care Narrative..... 27

 E. Other Actions 28

 F. Leveraging Resources..... 30

 G. Citizen Comments..... 31

 H. Self-Evaluation 31

 I. Monitoring 31

III. CDBG PROGRAM NARRATIVE STATEMENTS 32

IV. PUBLIC PARTICIPATION 34

V. IDIS REPORTS..... 36

APPENDIX (MAPS)

EXECUTIVE SUMMARY

This Consolidated Annual Performance and Evaluation Report (CAPER) is for Passaic County, New Jersey. Passaic County became an entitlement community receiving Community Development Block Grant (CDBG) funds from the U.S. Department of Housing and Urban Development in 2008. A Five-Year Consolidated Plan (CP) for the program years 2008 through 2012 was prepared. The CP allows a community to take a comprehensive approach to the use of resources granted to the community by HUD. On an annual basis, Passaic County submits an Action Plan containing the proposed activities outlining the use of CDBG funds for the upcoming program year. The Action Plan relates the activities to goals and objectives outlined in the Five-Year Consolidated Plan.

The Five-Year Consolidated Plan laid out a strategic plan containing housing goals, community development goals, homeless and special population goals, economic development goals, and planning goals. The Five-Year Goals and Objectives are as follows:

Objective 1: Expand home ownership among low-income households.

The home ownership programs will assist up to 15 households over the next five years. It is projected that one-third of the assisted households will be minorities.

Objective 2: Improve existing housing for low-income owners.

Over the next five years the county will reinstate the Housing Rehabilitation Program and will assist up to 20 households

Objective 3: Expand housing stock for low-income renter households

Over the next 5 years it is projected that up to 10 new rental units will be created.

Objective 4: Provide shelter, supportive services, and housing assistance to the homeless or those threatened with homelessness through a comprehensive continuum of care that fosters self-sufficiency.

Objective 5: Provide supportive housing and services for persons with special needs.

Objective 6: Support improvements to, or construction of, public facilities.

1. Senior centers
2. Park and recreational facilities
3. Neighborhood facilities
4. Non-residential historic preservation
5. Other – demolition/removal of blight

Objective 7: Improve, maintain, and expand infrastructure.

1. Water and sewer improvements.
2. Street and sidewalk improvements
3. Install ADA curb ramps/cuts

Objective 8: Support vital public services.

Objective 9: Support for economic development and creation of decent jobs.

Objective 10: Support planning and administration of community and housing development activities

Annually, Passaic County must review and report its progress in carrying out its Five-Year strategic plan and the Annual Action Plan. This annual report provides a review and analysis of the fifth and final report of the five years under the Five-Year Consolidated Plan prepared for 2008 to 2012.

During FY 2012, the Passaic County received \$805,450 in CDBG funds and spent a total of \$1,368,482. Funds were spent on street improvements, construction of public facility improvements, storm water and sanitary sewer improvements, recreation improvements, public services and administration.

The chart below shows the activities planned for FY 2012.

FY 2012 Activities

Name of Applicant	Project Name	FY 2012 CDBG Funding	Location of Project	Project Description
Borough of Hawthorne	Repaving of Ethel Avenue	\$ 74,091.00	Ethel Avenue from Van Winkle to Route 208	Milling and paving of Ethel Avenue from Van Winkle Avenue to the northern terminus where it dead-ends at Route 208, along with the replacement of curbs, as needed, the installation of dropped curbs and handicapped ramps at all intersections. The retrofit of all catch basins to conform with Storm water Management rules. .
Borough of Haledon	Fire House #1 Exhaust Extraction Installation	\$ 24,688.00	21 Pompton Road, Haledon, NJ 07508	Installation of exhaust extraction system at Fire Company No. 1.

Name of Applicant	Project Name	FY 2012 CDBG Funding	Location of Project	Project Description
Borough of North Haledon	American Legion Post No. 428-ADA Accessibility Project II	\$ 75,000.00	512 High Mountain Road, North Haledon, NJ	Phase II: Interior modifications to the front entry, vestibule and partition walls to establish an ADA compliant door opening. Installation of an ADA compliant actuator for the door. The rear doors will be modified to include an ADA compliant actuator. The exterior sidewalk will be modified to allow for ADA compliant ingress and egress. The parking lot will be modified to allow for ADA compliant parking stalls.
Borough of Prospect Park	Hofstra Park Roadway Rehabilitation at Stuyk Avenue Extension Park Entrance	\$ 95,000.00	Hofstra Park, atop Struyk Avenue, Prospect Park (Savoy Place and Struyk Avenue)	Rehabilitate and channel water run-off along a severely deteriorated roadway entering into, and partially through, Hofstra Park. The roadway is the only access into the park. Roadway milling, paving, concrete curbs.
Borough of Totowa	Totowa Borough Sewer Lining Project - Phase II	\$ 50,000.00	Williams Place between Lincoln Avenue and Totowa Road	Project includes: line additional sections of the existing sanitary sewer main within Williams Place, between Lincoln Avenue and Totowa Road, and to rehabilitate existing sanitary sewer manholes within Elizabeth Place. Installation of cured-in-place pipe liner and sealing of manholes along the length of sanitary sewer main. Work will also include sealing of sanitary sewer lateral connections at the main.

Name of Applicant	Project Name	FY 2012 CDBG Funding	Location of Project	Project Description
Borough of Wanaque	Jefferson Street Sanitary Sewer Replacement	\$ 100,000.00		Replace existing sanitary sewer lines which are located in residents back yards, and are made of clay, and which are disintegrating. Place new lines in the street.
Township of West Milford	First, Second, and Third Avenue Road Improvements	\$ 183,581.00	650 Ridge Road, West Milford, NJ	0.95 miles Road and Storm Drainage Construction: Survey, design and implement a storm drainage system and paved roadway network. Implemented within 18 months.
Strengthen Our Sisters	Strengthen Our Sisters Kitchen Renovation	\$ 30,000.00	1432 Union Valley Road, West Milford, NJ	Remove old cabinets, plumbing, flooring and kitchen equipment. Install new cabinets, plumbing, six burner stove, flooring and other kitchen equipment.
NewBridge Services	NewBridge Services Operation SAIL	\$ 12,000.00	Services to Seniors in 6 Municipalities: West Milford, Pompton Lakes, Wanaque, Bloomingdale, Ringwood, and Little Falls	Provide 455 hours of outreach, assessment and case management services to 35 frail, home-bound seniors ages 60 years of age and older annually which have low to moderate incomes and who live in the 6 municipalities indicated.
Administration		\$ 161,090.00		
	FY2012 Grant	\$ 805,450.00		

Note: As used in this report, the Fiscal Year for the program refers to the period September 1, 2012 to August 31, 2013

During the year the County did a modification moving unused funds from FY 2008, 2009 and 2010 to create a housing rehabilitation program.

Section I.

Program Narratives

PROGRAM NARRATIVES

I. Summary of Resources and Distribution of Funds

The County received \$805,450 from the CDBG Program. The annual plan for FY2012 provided funds for social services, public facilities, infrastructure, and general administration.

Funding Source	Amount
<ul style="list-style-type: none"> Community Development Block Grant Program FY 2012 Entitlement 	\$ 850,450

No program income was anticipated.

The County committed the entire \$850,406 to activities as follows:

Project	Priority Need Level	CDBG \$
Borough of Hawthorne – Street Improvements Ethel Ave	H	74,091
Borough of West Milford - Street improvements	H	183,581
Borough of Wanaque – Storm and Sanitary Sewer Improvements	H	100,000
Borough of Prospect Park – Park improvements	H	95,000
Borough of Totowa – Sanitary Sewer Improvements	H	50,000
TOTAL INFRASTRUCTURE		\$502,672
Borough of North Haledon – Community Center	H	75,000
Borough of Haledon – Fire House #1 – Exhaust System	H	24,688
Strengthen Our Sisters – kitchen improvements for homeless shelter	H	30,000
TOTAL PUBLIC FACILITIES		\$129,688
New Bridge Services – Operation SAIL	H	12,000
TOTAL PUBLIC SERVICES		\$12,000
Administration		161,090
TOTAL PLANNING AND ADMINISTRATION		\$161,090
PROGRAM TOTAL		\$805,450

During the year the County did a modification moving unused funds from FY 2008, 2009 and 2010 to create a housing rehabilitation program. Through this program low and moderate income homeowners will be eligible to receive grants of up to \$7,500 (or more at the discretion of the program manager) to make emergency repairs to the property. Work items are limited to those items that would cause a home to be condemned and the household to relocate such as loss of heat or leaking roof that is creating a health hazard. Handicap accessibility items are also permitted. Homes will be equipped with smoke alarms as required by NJ code. If applicable, painted surfaces will be tested for lead-based paint.

During the year, the County spent \$1,368,482 and encumbered an additional \$17,500 in expenses on Administration. The encumbrances are for contracted consulting fees for completion of the Analysis of Impediments to Fair Housing and unpaid technical services fees. Including these encumbrances, administration expenses equaled 18.6% of the grant sum.

Also available to Passaic County in FY 2012 were public housing agency funds and McKinney Vento Continuum of Care funds. Awards were made to Passaic County for \$2,174,960 for renewal projects.

Passaic County is part of the North Jersey Sustainable Communities Consortium. In November 2011, HUD notified the Consortium that its application had been selected for an award in the amount of \$5 million. Through participation in this program, the region expects to address broad livability and sustainability goals for housing, economic development and transportation.

Geographic Distribution

Passaic County will provide CDBG funds to activities serving the twelve participating jurisdictions: Bloomingdale, Haledon, Hawthorne, Little Falls, North Haledon, Pompton Lakes, Ringwood, Prospect Park, Totowa, Wanaque, West Milford, and Woodland Park.

The areas of those Passaic County municipalities participating in the program that have a concentration of Non-White and Latino populations are very limited. Only Census Block Groups in Haledon and Prospect Park have higher concentrations of Non-White and Latino households. In previous years in the FY2008-FY2012 Consolidated Strategic Plan, the County funded projects in both Haledon and Prospect Park in FY 2012.

The remaining area benefit projects in FY2012 will take place in areas of LMI concentration throughout the County. Activities that benefit persons with disabilities are presumed to benefit low income persons and are taking place in two facilities in the County. As such, funds are not targeted geographically. All the CDBG funding (100%) will benefit LMI clientele and areas throughout the County.

PROJECT LOCATIONS SEE APPENDICES FOR MAP OF PROJECTS

Project	Census Tract and Block Group	Low-Mod
MUNICIPAL INFRASTRUCTURE PROJECTS		
Hawthorne – Ethel Ave.	CT 1433 block group 1, 41.32% low mod	Low Mod area
West Milford – 1 st , 2 nd , and 3 rd Aves.	Survey of homes affected located in Census Tract 2568.01 block group 2, 42.6% low mod	Low Mod area
Propect Park – Park Improvements	CT 2036, Block Groups 1 - 5: 53.4%) low mod	Low Mod area
Wanaque – Sanitary and Storm water improvements	CT 2366.00, block group 7. 52.6% low mod	Low Mod area
Borough of Totowa- Sanitary sewer line improvements	CT 2238.00, Block Group 2, 41.5% low mod	Low Mod area
North Haledon – Community Center ADA improvements	CT 1635, block groups 1-5	Presumed
Haledon – Fire House #1	CT 1337.00 block groups 1-7 50% low mod	Low Mod area
Strengthen Our Sisters	Suppressed	Presumed
New Bridge Services	Senior Citizens in West Milford, Pompton Lakes, Bloomingdale and Wanaque	Presumed

II. General CAPER Narratives

A. Assessment of the Three to Five Year Goals and Objectives

In 2008, Passaic County became a federal entitlement under the Community Development Block Grant Program. The County prepared and adopted a Five -Year Consolidated Plan which outlined specific goals and objectives aimed at addressing various identified housing and community development needs in the County. This first plan was for the period 2008-2012. Each year, the County prepares an Annual Action Plan to implement the many goals and objectives set forth in the Five-Year Consolidated Plan. This report is the fifth and final of the five annual reports for this planning period.

Described below are the Five-Year Consolidated Plan goals and objectives for the period 2008-2012.

a. FY 2012 CAPER - Assessment of Three- to Five Year Goals and Objectives

Description of accomplishments

Affordable Housing

Objective 1: Expand home ownership among low income households.

The home ownership programs will assist up to 15 households over the next five years. It is projected that one-third of the assisted households will be minorities.

Objective 2: Improve existing housing for low income owners.

Over the next five years the county will reinstate the Housing Rehabilitation Program and will assist up to 20 households

Objective 3: Expand housing stock for low income renter households

Over the next 5 years it is projected that up to 10 new rental units will be created.

2012 Actions:

During the year the County did a modification moving unused funds from FY 2008, 2009 and 2010 in the amount of \$148,410.24 to create a housing rehabilitation program. Through this program low and moderate income homeowners will be eligible to receive grants of up to \$7,500 (or more at the discretion of the program manager) to make emergency repairs to the property. Work items are limited to those items that would cause a home to be condemned and the household to be relocated such as loss of heat or leaking roof that is creating a health hazard. Handicap accessibility items are also permitted. Homes will be equipped with smoke alarms as required by NJ code. If applicable, painted surfaces will be tested for lead-based paint.

Homeownership and Rental housing were not goals that were addressed in 2012. However, the Passaic County Housing Authority has been working on plans to create new affordable units for veterans and senior citizens.

Cumulative Actions

The County completed a housing rehabilitation program utilizing the \$200,000 in CDBG small cities program income funds available from loan repayments. These funds originated from a grant from CDBG funds made by the NJ Department of Community Affairs (DCA). As program income, CDBG rules apply to the use of the funds.

This program began in the summer 2009 and 20 units were completed; 15 in FY 2010 and 5 in FY 2009. It was administered by the Weatherization Office within the Department of Planning and Economic Development. An average of \$10,188 was expended per home.

Performance Measure:

<i>Goal Housing Needs – Improve and Maintain Existing Housing</i>			
Project	Outcome Measure	Objective	Indicator
Housing Rehabilitation Program	Availability/ Accessibility	Provide decent affordable housing	No Housing units completed in PY 2012
Homeownership	Availability/ Accessibility	Provide decent affordable housing	No Households completed in PY 2012
Rental Housing development	Availability/ Accessibility	Provide decent affordable housing	No Households completed in PY 2012

As the Table 2A, next page, indicates over the five year period, the County met its cumulative housing goals. However, the number of owner-occupied beneficiaries was less than planned. The only rental housing action was taken was through the Continuum of Care which was successful in getting funds for expanding permanent supportive housing. A Veterans Housing project is still on the drawing boards of the Housing Authority.

Priority Housing Activities/Investment Plan Table
(Table 2A)

Priority Need	5-Yr. Goal Plan/Act	2008 Actual	2009 Actual	2010 Actual	2011 Actual	2012 Actual	Yr. 5 Actual
CDBG							
Renters	10	0	0	0	0	0	0
0 - 30 of MFI							
31 - 50% of MFI							
51 - 80% of MFI							
Owners	35	0	5	15	0	0	20
0 - 30 of MFI							
31 - 50 of MFI							
51 - 80% of MFI							
Homeless*	Number not specified		0				
Individuals	0	0	0	15	15	0	30
Families							
Non-Homeless /Special Needs	0	0	0	0	0	0	0
Elderly							
Frail Elderly							
Severe Mental Illness							
Physical Disability							
Developmental Disability							
Alcohol or Drug Abuse							
HIV/AIDS							
Victims of Domestic Violence							
C. Total (Sec. 215 and other)	45	0	5	30	15	0	50
D. Total Sec. 215	45	0	5	30	15	0	50
E. 215 Renter	10	0	0	15	15	0	30
F. 215 Owner	35	0	5	15	0	0	20

There were no housing goals for FY 2012. The COC was not successful in getting additional supportive housing funding in 2012.

**Annual Housing Completion Goals
(Table 3B)**

Grantee Name: Passaic County Program Year:	Expected Annual Number of Units To Be Completed	Actual Annual Number of Units Completed	Resources used during the period			
			CDBG	HOME	ESG	HOPWA
BENEFICIARY GOALS (Sec. 215 Only)						
Homeless households	0	0	<input type="checkbox"/>	<input type="checkbox"/>	<input type="checkbox"/>	<input type="checkbox"/>
Non-homeless households	0	0	<input type="checkbox"/>	<input type="checkbox"/>	<input type="checkbox"/>	<input type="checkbox"/>
Special needs households	0	0	<input type="checkbox"/>	<input type="checkbox"/>	<input type="checkbox"/>	<input type="checkbox"/>
Total Sec. 215 Beneficiaries*	0	0	<input type="checkbox"/>	<input type="checkbox"/>	<input type="checkbox"/>	<input type="checkbox"/>
RENTAL GOALS (Sec. 215 Only)						
Acquisition of existing units	0	0	<input type="checkbox"/>	<input type="checkbox"/>		<input type="checkbox"/>
Production of new units	0	0	<input type="checkbox"/>	<input type="checkbox"/>		<input type="checkbox"/>
Rehabilitation of existing units	0	0	<input type="checkbox"/>	<input type="checkbox"/>	<input type="checkbox"/>	<input type="checkbox"/>
Rental Assistance	0	0	<input type="checkbox"/>	<input type="checkbox"/>		<input type="checkbox"/>
Total Sec. 215 Affordable Rental	0	0	<input type="checkbox"/>	<input type="checkbox"/>	<input type="checkbox"/>	<input type="checkbox"/>
HOME OWNER GOALS (Sec. 215 Only)						
Acquisition of existing units	0	0	<input type="checkbox"/>	<input type="checkbox"/>		
Production of new units	0	0	<input type="checkbox"/>	<input type="checkbox"/>		
Rehabilitation of existing units	0	0	<input type="checkbox"/>	<input type="checkbox"/>		
Homebuyer Assistance	0	0	<input type="checkbox"/>	<input type="checkbox"/>		<input type="checkbox"/>
Total Sec. 215 Affordable Owner	0	0	<input type="checkbox"/>	<input type="checkbox"/>	<input type="checkbox"/>	<input type="checkbox"/>
COMBINED RENTAL AND OWNER GOALS (Sec. 215 Only)	0	0				
Acquisition of existing units	0	0	<input type="checkbox"/>	<input type="checkbox"/>		<input type="checkbox"/>
Production of new units	0	0	<input type="checkbox"/>	<input type="checkbox"/>		<input type="checkbox"/>
Rehabilitation of existing units	0	0	<input type="checkbox"/>	<input type="checkbox"/>	<input type="checkbox"/>	<input type="checkbox"/>
Rental Assistance	0	0	<input type="checkbox"/>	<input type="checkbox"/>		<input type="checkbox"/>
Homebuyer Assistance	0	0	<input type="checkbox"/>	<input type="checkbox"/>		<input type="checkbox"/>
Combined Total Sec. 215 Goals*	0	0	<input type="checkbox"/>	<input type="checkbox"/>	<input type="checkbox"/>	<input type="checkbox"/>
OVERALL HOUSING GOALS (Sec. 215 + Other Affordable Housing)						
Annual Rental Housing Goal	0	0	<input type="checkbox"/>	<input type="checkbox"/>	<input type="checkbox"/>	<input type="checkbox"/>
Annual Owner Housing Goal	0	0	<input type="checkbox"/>	<input type="checkbox"/>	<input type="checkbox"/>	<input type="checkbox"/>
Total Overall Housing Goal	0	0	<input type="checkbox"/>	<input type="checkbox"/>	<input type="checkbox"/>	<input type="checkbox"/>

Homelessness

Objective: Provide shelter, supportive services, and housing assistance to the homeless or those threatened with homelessness through a comprehensive continuum of care that fosters self-sufficiency.

Goal: Homeless Prevention

2012 Actions

Passaic County participates in the Continuum of Care and has a 10-Year Plan to End Homelessness. The lead entity for the CoC application is the Passaic County Human Services Department. The County administers an array of human services to prevent homelessness. Realizing that it is sometimes not enough to react to imminent homelessness, the County has recognized the need for proactive interventions to prevent homelessness. The following information was presented in the CoC's 2012 McKinney application.

Actions to prevent family homelessness include:

- Continue to implement the Rapid Re-housing demonstration project which assisted over 200 families during the 3 year grant period.
- Continue to implement the housing barriers assessment tool to determine the needs of homeless households.
- Strengthen partnerships with school homeless liaisons through coordinated training sessions with providers.

Long term actions include:

1. Create a single point of entry with the housing barriers assessment tool
2. Coordinate and streamline outreach activities through trainings geared toward service providers, board of social services staff, school liaisons and local community action program agencies.
3. Expand and improve homeless prevention and rapid re-housing programs
4. Coordinate all prevention funding to ensure it is spent on the most at-risk families to ensure they do not become homeless
5. Develop housing resource centers to assist households in identifying appropriate housing and provide assistance in successfully securing housing units.

The 10 Year Plan for Passaic County cites discharge planning and access to a safety net of services as a means of prevention:

- Work with the State of New Jersey and local public and private entities to establish an effective homelessness prevention program in Passaic County.
- Create 'minimum standard' discharge policy to be adopted county-wide.
- Create affiliation agreements between various discharging agencies and shelters.

- Improve discharge planning policy for prisons and jails.
- Improve discharge planning for youth aging out of the DYFS system.

Cumulative Accomplishment

Passaic County was the first in the State of NJ to adopt a Homeless Trust Fund. This fund collects revenue from recording fees which are then allocated to uses in support of the 10 Year Plan goals for homeless prevention and emergency housing. Funds were allocated in FY 2012 for emergency food, shelter and rental assistance among other uses.

The County received funding from NJ Department of Community Affairs (DCA) for the Homeless Prevention and Rapid Re-housing program (HPRP) for the Urban County entitlement areas and provides administration of the HPRP grants to the City of Paterson and the City of Passaic. Under the DCA program, the county received \$1,252,000 for homeless prevention and rapid re-housing activities. The programs were completed as of September 30, 2012.

Goal: Permanent Housing

H.O.P.E. in Passaic County, the Plan to End Homelessness, identifies the following strategies for chronic homelessness: First some system and policy changes need to be addressed to affect the larger landscape of the County. It was also decided that 600 units of permanent, affordable and supportive housing need to be created in order to end chronic homelessness and that steps would need to be taken to address the safety net that is in place in order to prevent homelessness and shorten the length of time that individuals spend homeless. Finally, steps will be taken in order to implement the plan and insure its relevance.

Specific goals of the Ten Year Plan include:

- To promote permanent, affordable and supportive housing as the preferred option for all persons who are homeless.
- To advocate for a comprehensive approach to utilizing all public and private resources to end homelessness.
- To establish a recurring revenue source for housing development, rental assistance and supportive services in Passaic County.
- To raise awareness of homelessness in Passaic County.
- To advocate with all Passaic County municipalities to insure that they develop their fair share of permanent, affordable and supportive housing for the formerly homeless.

During 2012, the Passaic County Continuum of Care was awarded funding from HUD in the amount of \$2,174,960.00 for renewal of 9 housing programs and HMIS.

COC Awards FY 2012

Applicant Name	Project Name	Component	Award Amount
RENEWALS			
St. Paul's CDC	St. Paul's	S+C	\$47,369
New Jersey Community Development Corporation	Marion Street Apartments	SHP	\$128,869
Place of Promise	Place of Promise	SHP	\$64,725
New Jersey Housing and Mortgage Finance Agency	Passaic County HMIS	HMIS	\$22,667
New Jersey Housing and Mortgage Finance Agency	Passaic County HMIS EXP	HMIS	\$25,000
NJ Department Of Community Affairs	Paterson - YMCA	S+C SRO	\$1,040,398
Strengthen Our Sisters	Passaic County Permanent Housing Project	PH	\$148,330
St. Joseph's	St. Joseph's Path	S+C	\$200,711
St. Joseph's	S+C (2010-2011)	S+C	\$47,370
Eva's Village	Eva's Village Apartments	S+C	\$121,568
Passaic County	Passaic County Housing First Pilot Project	SHP	\$327,953
Total			\$2,174,960.00

<i>Goal Housing Needs – Homeless Services and Supportive housing</i>			
Project	Outcome Measure	Objective	Indicator
Homeless Services: There were no activities funded with CDBG funds in 2012	Availability/ Accessibility	Sustainability	No additional Persons assisted in PY 2012
Housing: COC funding used to create new housing opportunities.	Availability/ Accessibility	Provide decent affordable housing	No chronic homeless beds were added in FY 2012

Non-housing community development

Objective 6: Support improvements to, or construction of public facilities.

1. Senior centers
2. Park and recreational facilities
3. Neighborhood Facilities
4. Non-residential historic preservation
5. Other – demolition/removal of blight

Objective 7: Improve, maintain, and expand infrastructure.

1. Water and sewer improvements
2. Street and sidewalk improvements
3. Install ADA curb ramps/cuts

Objective 8: Support vital public services.

1. Senior Services

Objective 9: Support for economic development and creation of decent jobs.

Economic development will continue to be important to the overall development of a diverse and sustainable community. However, no activities have been given high or medium priorities reflecting the availability of alternative funding resources other than CDBG for those needs.

Objective 10: Support planning and administration of community and housing development activities.

Day-to-day administration ensuring timeliness, compliance with regulations, technical assistance to sub-recipients, leveraging resources, conducting outreach and education, and monitoring have been implemented.

2012 Actions

During 2012, funds were budgeted for a variety of public facility and public services activities.

Project	Priority Need Level	CDBG \$
Borough of Hawthorne – Street Improvements Ethel Ave	H	74,091
Borough of West Milford - Street improvements	H	183,581
Borough of Wanaque – Storm and Sanitary Sewer Improvements	H	100,000
Borough of Prospect Park – Park improvements	H	95,000
Borough of Totowa – Sanitary Sewer Improvements	H	50,000
TOTAL INFRASTRUCTURE		502,672

Project	Priority Need Level	CDBG \$
Borough of North Haledon – Community Center	H	75,000
Borough of Haledon – Fire House #1 – Exhaust System	H	24,688
Strengthen Our Sisters – kitchen improvements for homeless shelter	H	30,000
TOTAL PUBLIC FACILITIES		\$129,688
New Bridge Services – Operation SAIL	H	12,000
TOTAL PUBLIC SERVICES		\$12,000
Administration		161,090
TOTAL PLANNING AND ADMINISTRATION		\$161,090

During the year, 14 projects totaling \$ 1,641,311.37 were completed.

FY 2008

Wanaque Façade Improvement Program	\$127,000	Completed
Woodland Park – Street Improvements Woodrow Ave.	\$120,121.25	Completed

FY 2009

Bloomingtondale –Sidewalk improvement	\$45,145	Completed
---------------------------------------	----------	-----------

FY 2010

West Milford – Upper Greenwood Lake Streets (added by modification)	\$100,000	Completed
Haledon Park Improvements	\$101,300	Completed
Woodland Park - Rockland Ave. Street Improvements	\$220,000	Completed

FY 2011

Hawthorne – Dixie Ave. Street Improvements	\$80,000	Completed
Prospect Park – Spray Park (added by modification)	\$95,000	Completed
Prospect Park – Hofrstra Park Bathroom construction	\$95,000	Completed
Totowa Sewer – Jefferson Street	\$194,958.37	Completed

West Milford- Street improvements 1 st , 2 nd , 3 rd Street construction	\$483,581	Completed
Catholic Family – LINC	\$37,000	Completed
New Bridge Services – Operation SAIL	\$12,555	Completed
<u>FY 2012</u>	0	
Hawthorne – Street Improvements Ethel Ave.	\$64,3217	Completed
Total:	\$1,641,311.37	



Spray Park

Prospect Park –
Hofstra Park Bathroom construction



The table on the next page shows the 5 year goals and performance for the period. For each category, the original goal as stated in the five year plan is shown. The number of projects planned each year and the number completed each year are shown. For most categories, the County overestimated demand. However, most projects funded in the five year period fell within the anticipated funding priorities and have been completed.

**Priority Community Development Activities
(Table 2B)**

Priority Need	5-Yr. Goal Plan/Act	2008 Goal Plan/Act	2009 Goal Plan/Act	2010 Goal Plan/Act	2011 Goal Plan/Act	2012 Goal Plan/Act
Acquisition of Real Property	2/0					
Disposition						
Clearance and Demolition						
Clearance of Contaminated Sites						
Code Enforcement						
Public Facility (General)	10/1		1/1			
Senior Centers	1					1/0
Handicapped Centers						
Homeless Facilities	0/3		1/1	1/1	1/0	1/1
Youth Centers						
Neighborhood Facilities	2/4			3/0	1/4	1/0
Child Care Centers						
Health Facilities						
Mental Health Facilities						
Parks and/or Recreation Facilities	6/5	1/0	2/0	2/0	1/2	1/3
Parking Facilities	1/0					
Tree Planting						
Fire Stations/Equipment						1/0
Abused/Neglected Children Facilities						
Asbestos Removal						
Non-Residential Historic Preservation (façade)	2/1	1/1		1/0		
Other Public Facility Needs						
Infrastructure (General)						
Water/Sewer Improvements	7/3				2/2	2/1
Street Improvements	12/6		1/0	1/0	2/3	2/3
Sidewalks (incl. curb cuts)	10/6	3/0	4/1	0/2	0/2	0/1
Solid Waste Disposal Improvements						
Flood Drainage Improvements	2/1		1/0	0/1		
Other Infrastructure						
Public Services (General)						
Senior Services	1/2		1/1	2/1	1/2	2/2
Handicapped Services						
Legal Services						
Youth Services						
Child Care Services						
Transportation Services						
Substance Abuse Services						
Employment/Training Services						
Health Services						
Lead Hazard Screening						
Crime Awareness						
Fair Housing Activities						
Tenant Landlord Counseling						
Other Services (homeless)						
Economic Development (General)						
C/I Land Acquisition/Disposition						
C/I Infrastructure Development						
C/I Building Acq/Const/Rehab	0/1	1/0				0/1
Other C/I						
ED Assistance to For-Profit						
ED Technical Assistance	3/0					0
Micro-enterprise Assistance						
Other						

II.A.b. Breakdown of CPD formula grant funds spent in attainment of goals and objectives.

• Economic Development (Wanaque Façade)	\$ 61,399.00
• Public Services- Senior Services:	\$ 51,057.81
• Public Facilities – Senior Centers	\$ 56,351.63
• Infrastructure – Parks	\$ 206,300.00
• Infrastructure – Street Improvements	\$ 650,654.18
• Infrastructure – Storm drainage	\$ 4,514.50
• Infrastructure – Water/Sewer Improvements	\$ 194,958.37
• Administration:	\$ 143,246.65
Total	\$ 1,368,482.14

II. A.c. Explanation why progress was not made toward meeting goals.

The County met its spending goal for FY 2012. There were 14 completed projects and the County met the timeliness threshold of having less than 1.5 times the allocation available for use.

B. Affirmatively Furthering Fair Housing

a. Actions taken to affirmatively further fair housing.

The County is in the process of updating the Analysis of Impediments to Fair Housing first developed in 2009. The new plan will be completed in late in 2013. The 2009 plan cited several actions that the County would undertake over the following five year period to reduce barriers to housing opportunity. These included goals for education and outreach and support for affordable housing opportunities.

To accomplish these goals, the County has taken actions such as naming a Fair Housing Officer to direct inquiries and complaints about fair housing. A link to fair housing information has been placed on the County website.

In support of affordable housing, in FY 2009 and 2010, the County expended remaining funds from program income generated by a DCA CDBG housing rehabilitation program. The program started in the summer 2010 (FY 2009) and 20 units were completed. The County also received weatherization funds and stimulus funds to improve the energy efficiency of housing for low income households. The Weatherization program has improved hundreds of housing units throughout Passaic County.

Additional funding for supportive housing was allocated in FY 2012 using remaining funds from prior program years 2008-2010 to continue funding to the housing rehabilitation program. Additional funding was allocated in FY 2013.

The public service provided by LINC, which was funded in FY 2009, 2010 and 2011, allows elderly persons to remain in their homes. LINC provides transportation to the senior center meal sites, medical appointments and other critical trips that seniors can no longer make by themselves.

New Bridge Services provides services to shut-in elderly and was funded for the first time in FY 2010 and continued in FY 2011 and FY 2012. This organization also assists shut-ins with activities of daily living.

The table below shows the beneficiaries of the various completed activities in FY 2012.

CDBG Program beneficiaries by race is reported in PR 23 – Summary of Accomplishments report.

Racial and Ethnic Status of Public Service Activities:

	Non-housing
White	119
Black	1
Asian/Pacific Is.	2
Asian/White	1
Other	0
TOTAL	123
Hispanic of any race	1

As described in the Geographic Distribution section of this report, projects were undertaken in low income areas, many of which have higher concentrations of non-White households.

b. Summary of impediments to fair housing choice.

A. Historical patterns of racial segregation persist in the Urban County.

- *The Urban County of Passaic County is highly segregated with Black residents and Hispanic residents living primarily in three boroughs.*
- *Three municipalities were identified as areas of racial/ethnic concentration.*

These areas, where the percentages of Blacks and/or Hispanics were 10 percentage points or higher than the Urban County overall, include Haledon Borough, Prospect Park Borough, and Woodland Park Borough.

B. Black households earn significantly less than other minority households, thus severely limiting housing choice, including location.

- *The difference in income across racial and ethnic groups could be part of the explanation for the segregation patterns noted in the Urban County.*

Since such a significant segment of Black households have lower income levels, they may not be able to afford to live in many areas of the Urban County.

- *Black households own their homes at a much lower rate than White and Asian/Pacific Islander and Hispanic households.*

However, Black households living in the Urban County excluding the cities of Clifton, Passaic, and Paterson, and Wayne Township were more likely to be homeowners than Black households residing within those four municipalities.

- *The areas of racial and ethnic concentration are also areas with higher percentages of low and moderate income persons.*

C. The existing stock of affordable housing for low and moderate income households has decreased substantially.

- *The Urban County lost 61% of its affordable rental housing units.* Lower income households have a substantially smaller share of the housing market that is affordable to them.

- *Affordable for-sale housing opportunities have declined dramatically.*

- *Real income lagged far behind rising housing costs.* Between 1990 and 2006, real household income decreased 8% while median housing value rose 37% and gross rent increased 13%. As a result, households had less disposable income for increasing housing costs.

- *The demand for affordable housing remains high, particularly among extremely low income households.*

D. Outdated municipal zoning ordinances contain violations of federal and State fair housing laws.

- *The five municipal zoning ordinances reviewed were found to be in violation of federal fair housing law and the New Jersey Municipal Land Use Law.* Specifically, the ordinances placed additional burdensome application requirements on community residences in direct violation of the NJMLUL.

- ***Many landlords prohibit all pets.*** Persons with service animals may be discouraged from applying for units.

c. Identify actions taken to overcome effects of impediments.

The Analysis of Impediments to Fair Housing (AI) contains a list of strategies that the County might employ to overcome the impediments identified. Actions taken to implement the AI during the five year period have been identified.

Fair Housing Strategy #1: Increase and Enhance Fair Housing Education and Outreach

Strategies	Time Frame	Responsible Entity	Partners	Status
(a) Facilitate fair housing training for real estate sales persons, municipal officials and planners, landlords, low-income housing developers, housing authority staff, and local mortgage lenders.	2011 and on-going, as requested	North East New Jersey Legal Services	Planning Department Division of Disability Services Continuum of Care Passaic County Housing Authority	The County held a fair housing workshop in 2011 featuring the NY FHEO staff.
(b) Make presentations annually to local churches, soup kitchens, high school seniors, housing authority residents and/or nonprofit organizations on fair housing issues.	2009 and then annually	North East New Jersey Legal Services	Division of Disability Services Continuum of Care Passaic County Housing Authority	Not undertaken
(c) Develop a webpage on the County website dedicated exclusively to fair housing issues. Add the fair housing logo to all federal program materials.	2009 and on-going	Passaic County Planning and Economic Development Department	Passaic County Housing Authority	Website links have been developed
(d) Development of an up-to-date, centralized housing database for Passaic County as part of the Housing First initiative.	2009 and on-going	Passaic County Department of Human Services	North East New Jersey Legal Services Catholic Charities	The County Department of Human Services has undertaken this process using HPRP funding.
(e) Continue to make referrals to the New Jersey Division on Civil Rights and U.S. Dept of HUD in instances of discrimination.	2009 and on-going	North East New Jersey Legal Services	New Jersey Division on Civil Rights U.S. Dept of HUD	When notified of a complaint, referral is made.
(f) Disseminate current information on Fair Housing rights in the form of posters and pamphlets throughout the County. In addition, utilize public service announcements on cable television. Notify local municipalities of Zoning issues that may impact housing choice. Post HUD's Spanish-language fair housing video on the county's website.	2011 and on-going	Planning and Economic Development Department	Local Municipalities	Municipalities were informed of the findings of the AI and issues with their zoning ordinance. Additional outreach is being conducted as part of the 2013 AI
(g) Appoint a Fair Housing Officer for Passaic County.	2009 and on-going	Planning and Economic Development Department	Passaic County Housing Authority	A Fair Housing Officer was appointed

Fair Housing Strategy #2: Continue Support of Affordable Housing Programs

Strategies	Time Frame	Responsible Entity	Partners	Status
(a) Make a financial commitment to affordable housing activities (rehabilitation, land banking). These activities provide a valuable opportunity to improve housing choice for members of the protected classes who are most often low-moderate income households.	2011 and on-going, as requested	Planning and Economic Development Department	Continuum of Care Local Lending institutions	The County initiated a housing rehabilitation program and works with the CoC to expand housing choice.
(b) Ensure that housing units rehabilitated or constructed with federal funds comply with ADA requirements and encourage visitable units beyond the minimum requirements.	2009 and on-going, as requested	Planning and Economic Development Department	Habitat for Humanity Continuum of Care Local Lending institutions	The Planning Board reviews development plans and is engaged in the process of expanding housing choice.
(c) Expand accessibility requirements to universal design for all housing projects financed with federal funds.	2009 and on-going, as requested	Planning and Economic Development Department	Habitat for Humanity Continuum of Care Local Lending institutions	The Planning Board reviews such plans and is engaged in the process of expanding housing choice.
(d) Support the initiatives of housing providers who work to provide affordable housing for low income and disabled households.	2009 and on-going, as requested	Planning and Economic Development Department	Habitat for Humanity Continuum of Care Local Lending institutions	The County has not received requests for housing assistance or support for development.
(e) Encourage development of affordable rental housing realizing that not all households should be owners and that decent rental housing stabilizes neighborhoods and creates new homeownership opportunities by moving renters away from single-family homes.	2009 and on-going, as requested	Planning and Economic Development Department	Passaic County Housing Authority Continuum of Care Local Lending institutions	The County will support efforts by local municipalities that address their Fair Share housing strategies.
(f) Adopt a fair housing resolution to publicly advocate for fair housing choice.	Annually in April (Fair Housing Month)			The County adopted a Fair Housing Resolution and advertised same.

C. Affordable Housing

a. Comparison of numeric goals to actual number of persons served.

There were no activities planned in FY 2012 to provide housing assistance.

b. Number of households meeting Section 215 goals.

Housing that is for rent shall qualify as affordable housing under this subchapter only if the housing—

Rents not greater than the lesser of:

1. the existing fair market rent for comparable units in the area as established by the Secretary under section 1437f of this title, or
2. a rent that does not exceed 30 percent of the adjusted income of a family whose income equals 65 percent of the median income for the area, as determined by the Secretary, with adjustment for number of bedrooms in the unit, except that the Secretary may establish income ceilings higher or lower than 65 percent of the median for the area on the basis of the Secretary's findings that such variations are necessary because of prevailing levels of construction costs or fair market rents, or unusually high or low family incomes;

Housing that is for homeownership qualifies as affordable housing that meets the definition of 215 if the housing:

1. has an initial purchase price that does not exceed 95 percent of the median purchase price for the area, as determined by the Secretary with such adjustments for differences in structure, including whether the housing is single-family or multifamily, and for new and old housing as the Secretary determines to be appropriate;
2. is the principal residence of an owner whose family qualifies as a low-income family—
 - A. in the case of a contract to purchase existing housing, at the time of purchase;
 - B. in the case of a lease-purchase agreement for existing housing or for housing to be constructed, at the time the agreement is signed; or in the case of a contract to purchase housing to be constructed, at the time the contract is signed for sale or lease, is subject to resale restrictions that are established to recapture the investment of the federal funds in order to assist other persons except where there are no net proceeds or where the net proceeds are insufficient to repay the full amount of the assistance; and if newly constructed, meets the energy efficiency standards promulgated by the Secretary in accordance with section 12709 of this title.

The County assisted 20 housing using in Program Year 2009 and 2010 with program income from small cities funds from the NJ DCA CDBG program.

- c. *Efforts to address worse case needs – defined as low-income renters with severe cost burden, in substandard housing or involuntarily displaced.*

The county did not use CDBG funds for housing activities. The Passaic County Housing Authority provides rental vouchers to the extent it is able to help families with severe cost burden, displaced or in substandard housing.

- d. *Efforts to address the accessibility needs of persons with disabilities.*

The County provided housing to non-homeless persons with special needs through non-federal resources. The human services programs were detailed in the Five Year Plan and housing is provided for persons with developmental disabilities and severe mental illness. Elderly housing is provided by private and semi-public non-profit housing developers.

Two public service activities were funded repeatedly with CDBG funds through the years, Catholic Charities LINC and New Bridge Services Operation SAIL, both of which address the needs of elderly and disabled residents who require transportation, telephone reassurance and other assistance to remain in their homes.

D. Continuum of Care Narrative

- a. *Identify actions taken to address the needs of homeless persons and **persons with special needs that are not homeless** but require supportive housing (including persons with HIV/AIDS). This description must include actions taken to implement the continuum of care strategy for homeless and new Federal resources obtained during the year.*

The County has a variety of human services programs that do not use HUD funding to provide housing and services to non-homeless persons with special needs. No CDBG funds were used to address this goal.

- b. *Identify actions taken to prevent homelessness and to help persons make the transition to permanent housing and independent living.*

Passaic County was the first to adopt a Homeless Trust Fund using recording fees to fund homeless prevention programs. Funds are used for emergency services such as rental assistance, shelter and utility payments.

In the 2012 CoC application, the CoC reported on actions taken to prevent homelessness and help homeless persons transition to permanent housing. Actions intended to prevent family homelessness and discharge planning protocols designed to prevent homelessness are described in the homeless goals section.

- c. *Identify new Federal resources obtained from the Homeless SuperNOFA.*

The County administers the McKinney grants program through the Continuum of Care. As noted in the homeless section, the Continuum of Care is an on-going process to address the needs of homeless persons as well as the prevention of homelessness. The CoC was successful in obtaining \$2,174,960.00 in McKinney funds as detailed in the homeless section.

E. Other Actions

a. Obstacles to meeting underserved needs

In the action plan, Passaic County indicated it will use its entitlement funds to provide assistance with activities that meet the underserved needs of the community. The County is apprised of the needs of the underserved and the changes in the needs over time. This facilitates use of scarce funds in an efficient way.

Obstacles to meeting such needs are the high costs of land and buildings in Passaic County, environmental factors that limit development in the Highlands and on brownfield sites and lack of available funds to undertake a broader scope of activities.

b. Foster and Maintain Affordable Housing

The County Division of Home Energy and Weatherization administers the Weatherization Program which assists low-income households in the reduction of energy costs by improving the energy efficiency of homes while ensuring health and safety. The Division also administers the Low Income Home Energy Assistance Program (LIHEAP) and USF programs which assist seniors and low income households with subsidies for their energy bills. CDBG funds were not used for affordable housing in FY 2012. However, a new rehabilitation program was designed and funded and ready to go for FY 2013.

c. Eliminate barriers to affordable housing

Barriers identified in the plan included the land costs associated with development of new housing in Passaic County which are significantly higher than in nearby counties. Land costs may be attributable to: (1) the limited amount of vacant, developable, residentially zoned land; (2) the proximity to the City of New York; and (3) the added costs associated with the acquisition and demolition of existing structures in developed areas of the County.

Construction costs in Passaic County are higher than in other locations for several reasons, most notably: (1) regulatory jurisdictional overlaps; (2) labor costs; and (3) environmental conditions.

Steps are being taken by various governmental agencies including the Passaic County Planning and Economic Development Department and supporting staff, the New Jersey

Department of Environmental Protection & Energy, the Land Use Regulatory Element (LURE) et al, to minimize, if not eliminate the problems caused by jurisdictional overlaps of various governmental agencies.

Labor costs must be resolved with local unions; the issues include work rule and the use of non-union labor, etc.

Environmental issues focus on construction techniques used to develop in the highlands area and on the redevelopment of over 800 sites identified in the County.

d. Institutional Structure

The County Planning and Economic Development Department is responsible for the administration of the CDBG program. All sub-recipient agreements are monitored on an ongoing basis. The County participates with other groups where appropriate, such as it does in planning for the homeless, to facilitate cooperative problem solving in Passaic County.

e. Improve Public Housing Management and Resident Initiatives

Passaic County has a Public Housing Authority that administers a Section 8 program only. The Authority sponsors a Family Self-Sufficiency Program for residents. Approximately 75 families currently participate in the program. Funds are held in escrow and after the five-year contract is completed, funds can be used for homeownership, education, transportation to work, or other self-sufficiency goals.

f. Lead-Based Paint Hazard Reduction

Lead based paint hazard reduction will be integrated into the County's housing policies and programs as follows.

- The guidelines for the Housing Rehabilitation Program will comply with the lead based paint hazards at 24 CFR Part 35.
- When paint is disturbed in the course of non-emergency rehabilitation work in properties constructed prior to January 1, 1978, only a qualified contractor performs lead hazard reduction activities. The contractor must employ a certified lead-based paint abatement supervisor, or have employees certified in lead-based paint abatement. Certified testing companies perform a pre-rehabilitation risk assessment for lead-based paint hazards and a post-rehabilitation clearance test for lead dust hazards where the non-emergency work disturbs a painted surface.
- Where emergency work is completed, to the maximum extent practicable, occupants must be protected from exposure to lead in dust and debris generated.
- Lead paint hazard reduction is an eligible rehabilitation activity under the housing rehabilitation programs.

The County is a participant in the New Jersey Health Department's Lead Abatement initiative. When children are identified with an elevated blood lead level, the state makes funds available to the property owner to remediate the problem.

Once the rehabilitation program is in effect, the health departments of each participating municipality may refer households with children with elevated blood lead levels to the Planning and Economic Development Department to determine if the household is eligible to receive assistance through the housing rehabilitation program.

g. Ensure compliance with program and comprehensive planning requirements

The Department of Planning and Economic Development is the lead agency for the Strategic Plan and annual planning activities. Cooperation and support from local municipal governments, and private, non-profit, and for-profit organizations is sought through the year and during preparation of the Annual Plans.

The local municipalities and various County departments are consulted for input on community development needs. Applications were distributed to all municipalities and non-profits for submission of projects seeking CDBG funding. This process of working with the other county departments and local municipalities will ensure that the program remains very open and participatory.

h. Reduce the number of households with income below the poverty level.

Through implementation of many programs outside of the CDBG program, Passaic County works with families to reduce the number with incomes below the poverty level. Additionally, the County, in conjunction with the public and private agencies and institutions, provides low income households with the opportunity to gain the knowledge and skill as well as the motivation to become fully self-sufficient.

F. Leveraging Resources

- a. Identify progress in obtaining other public and private resources that address needs identified in the plan:
- b. How federal resources from HUD leveraged other public and private resources
- c. How matching requirements were satisfied (not applicable).

In addition to CDBG funds, Passaic County and the participating jurisdictions in the CDBG Program have been successful in identifying funding to leverage resources to carry out various projects in FY 2012. These resources include use of municipal funds to leverage CDBG funds and pay for architectural and engineering costs as well as costs above the sum allocated for project completion.

G. Citizen Comments

No comments were received during the program year.

H. Self-Evaluation

FY 2012 was the last year of Five Year period of the first Consolidated Plan. The County became an entitlement for CDBG Program funds at the start of this period and had to develop new policies, systems and procedures to administer this grant. Systems and procedures that were put in place proved to be effective in project management and oversight. During the program year 14 projects were completed. Local communities contracted with their individual engineers whose plans and specifications were reviewed for consistency with federal requirements. The bids received were then reviewed and low bidders vetted for de-barment. The County representative attended every pre-construction conference and did on-site monitoring of every project. The consultant checked the weekly payroll reports and confirmed that the reports were consistent with on-site monitoring information.

The county paid invoices internally and then was reimbursed by drawing funds from IDIS after such expenses were reported in the Edmonds financial system.

I. Monitoring

a. Describe the frequency with which you monitored your activities.

Passaic County has adopted a subrecipient monitoring plan. This plan outlines the process for reviewing subrecipient activities throughout the year and for conducting on-site monitoring.

Subrecipient activities were monitored with each request for disbursement. Each request had to provide documentation of every expense and report on the number of beneficiaries served. On-site monitoring was conducted for the two non-profit public services recipients.

Additionally, the public improvements and infrastructure activities were monitored throughout the project. A checklist was used to ensure that each compliance requirement was met and that the project stayed on schedule.

b. What is the status of your grant program?

The activities selected in FY 2008, 2009, 2010 and 2011 are nearly all completed. Funds remaining from completed activities in the FY 2008-2010 grants were reallocated to create a housing rehabilitation program. The two remaining activities in FY 2011 are nearly completed and should be completed by December 2013. The FY 2012 projects are ready for construction. Many are linked to FY 2013 commitments to expand the scope of work. The county issued the FY 2013 agreements in October so that design and bidding can be completed this winter followed by spring construction.

III. CDBG Program Narrative Statements

- a. *Assessment of relationship of the use of CDBG funds to the priorities, needs, goals, and specific objectives identified in the Consolidated Plan.*

The attached IDIS reports provide an analysis of spending during the past year by type of activity as it relates to the goals of the program.

During the reporting period, the County implemented projects that addressed *high and medium priority needs* non-housing issues using its CDBG funding.

- b. *Describe the nature and reason for any changes in program objectives and indications as to how the jurisdiction would change its program as a result of its experiences.*

This is the fifth CAPER for the period 2008-2012. The program objectives outlined in the Consolidated Plan for this have been met. Funding requests deviated somewhat from the expected mix of projects but were concentrated in public infrastructure which was expected.

- c. *Assess grantee efforts in carrying out the planned actions described in its action plan as part of the grantee's certifications that it is following a current HUD approved Consolidated Plan. This should include a narrative analysis to show that the grantee: (1) Pursued all resources that the grantee indicated that it would pursue; (2) support for applications that would promote housing opportunities; (3) did not hinder C.P. implementation by action or willful inaction.*

In FY 2012, Passaic County has been successful in carrying out planned actions that addressed various needs outlined in its HUD approved Five Year Consolidated Plan.

Passaic County:

- (1) Pursued all resources that the grantee indicated that it would pursue;
- (2) supported applications that would promote housing opportunities;
- (3) did not hinder Consolidated Plan implementation by action or willful inaction.

The County signed Certifications of Consistency for the Housing Authority's Annual Plan and Continuum of Care grants.

Certification of Consistency

The County approved the following requests:

- Passaic County Housing Authority Annual Plan
- Continuum of Care

d. *Examine overall benefit and National Objectives*

The County programmed all of its CDBG funds for activities that met one of the three national objectives under the CDBG regulations during the reporting period. During 2012, \$1,225,235 in CDBG funds was expended on activities that met the low-mod objective. Therefore, low-mod benefit is 94.99% for expenditures.

e. *For all activities that involve acquisition, rehabilitation, or demolition of occupied property, narrate steps taken to minimize displacement and carry out displacement actions.*

During the reporting period, Passaic County did not carry out any projects that required the displacement of households, businesses, farms or non-profit organizations. Therefore, this narrative is not applicable.

f. *Narrative describing program beneficiaries*

(1) *Economic Development Activities: If jobs were made available but not filled by persons of low- and moderate-income, describe jobs and steps taken to fill jobs.*

During the program year, the County did not undertake any new economic development projects with CDBG funds.

(2) *Limited Clientele: (a) If there were activities undertaken which serve a limited clientele not falling within one of the categories of presumed benefit, provide a narrative description as to how the nature, location or other information demonstrates that the activity benefit a limited clientele at least 51% of whom are low- and moderate-income.*

There were no limited clientele activities, other than presumed benefit, planned for 2012.

- (b) *If activities undertaken during the program year generated program income or income from the sale of real property; or other loan repayments; adjustments to prior periods; or other financial gain, narrate.*

During the reporting period, no funds were received in program income from CDBG funded activities.

- (c) *For each type of Rehabilitation program for which projects/units were reported as completed during the program year, provide a narrative description that identifies the type of program, and the number of projects/units completed for each, the total CDBG funds involved in the program and other public and private funds involved in the project.*

No housing rehabilitation activities were undertaken.

HOME, ESG and HOPWA Narrative Statements

In FY 2012, the Passaic County did not receive any HOME, ESG or HOPWA funds as a direct federal entitlement. Therefore, these narratives are Not Applicable.

IV. Public Participation

The CAPER document was placed on public display for a period of 15 days from November 6, 2013 to November 22, 2013.

Copies of the notice of the CAPER were distributed as follows:

- County website: www.passaiccountynj.org
- *Herald and News* and in *The Record* Newspapers
- Strengthen Our Sisters, PO Box 1089, Hewitt, NJ 07421
- Catholic Family and Community Services, 24 DeGrasse Street, Paterson, NJ 07505
- NewBridge Services, 105 Hamburg Turnpike, Pompton Lakes, NJ 07442

PASSAIC COUNTY Report has been submitted.

October 29, 2013

Section 3 Summary Report
Economic Opportunities for
Low and Very Low-Income PersonsU.S. Department of Housing
and Urban Development
Office of Fair Housing
and Equal OpportunityOMB Approval No.2529-0043
(exp. 8/17/2015)

HUD Field Office : : NEWARK, NJ

See Public Reporting Burden Statement below

1. Recipient Name:	Recipient Address: (street, city, state, zip)
Passaic County	401 Grand St. Paterson , New Jersey 07505
2. Agency ID:	3. Total Amount of Award: \$ 805,450
B12MC340112	Amount of All Contracts Awarded: \$ 1,050,120
4. Contact Person:	5. Phone: 973-569-4721
Deborah Hoffman	Fax: 973-569-4725
	E-Mail: deborahh@passaiccountynj.org
6. Reporting Period: Quarter 4 of Fiscal Year 2012	
7. Date Report Submitted:	8. Program Code-Name:
10/29/2013	7-CDBG-Entitlement

Program Codes:	1 = Flexible Subsidy	2 = Section 202/811
3A = Public/Indian Housing Development	3B = Public/Indian Housing Operation	3C = Public/Indian Housing Modernization
4 = Homeless Assistance	5 = HOME Assistance	6 = HOME-State Administered
7 = CDBG-Entitlement	8 = CDBG-State Administered	9 = Other CD Programs
10= Other Housing Programs		

Part I. Employment and Training (Columns B, C, and F are mandatory fields.)					
A Job Category	B Number of New Hires	C Number of New Hires that are Sec.3 Residents	D % of Section 3 New Hires	E % of Total Staff Hours for Section 3 Employees	F Number of Section 3 Trainees
Professionals	0	0	0.00 %	0.00 %	0
Technicians	0	0	0.00 %	0.00 %	0
Office/Clerical	0	0	0.00 %	0.00 %	0
Officials/Managers	0	0	0.00 %	0.00 %	0
Sales	0	0	0.00 %	0.00 %	0
Craft Workers (skilled)	0	0	0.00 %	0.00 %	0

Operatives (semiskilled)	0	0	0.00 %	0.00 %	0
Laborers (unskilled)	0	0	0.00 %	0.00 %	0
Service Workers	0	0	0.00 %	0.00 %	0
Other (List)	0	0	0.00 %	0.00 %	0
Total	0	0			0

Part II. Contracts Awarded

1. Construction Contracts:

A. Total dollar amount of all construction contracts awarded on the project	\$ 970,120
B. Total dollar amount of construction contracts awarded to Section 3 businesses	\$ 0
C. Percentage of the total dollar amount that was awarded to Section 3 businesses	0.00 %
D. Total number of Section 3 businesses receiving construction contracts	0

2. Non-Construction Contracts:

A. Total dollar amount of all non-construction contracts awarded on the project	\$ 80,000
B. Total dollar amount of non-construction contracts awarded to Section 3 businesses	\$ 0
C. Percentage of the total dollar amount that was awarded to Section 3 businesses	0.00 %
D. Total number of Section 3 businesses receiving non-construction contracts	0

Part III. Summary of Efforts

Indicate the efforts made to direct the employment and other economic opportunities generated by HUD financial assistance for housing and community development programs, to the greatest extent feasible, toward low- and very low-income persons, particularly those who are recipients of government assistance for housing. (Select yes to all that apply)

No Recruited low-income residents through: local advertising media, signs prominently displayed at the project site, contacts with community organizations and public or private agencies operating within the metropolitan area (or nonmetropolitan county) in which the Section 3 covered program or project is located, or similar methods.

No Participated in a HUD program or other program which promotes the training or employment of Section 3 residents.

No Participated in a HUD program or other program which promotes the award of contracts to business concerns which meet the definition of Section 3 business concerns.

No Coordinated with Youthbuild Programs and administered in the metropolitan area in which the Section 3 covered project is located.

Yes Other; describe below.

We worked with the contractors to determine if they would hire new personnel for these projects. None were able to hire new people.

Public reporting burden for this collection of information is estimated to average 6 hours per response, including the time for reviewing instructions, searching existing data sources, gathering and maintaining the data needed, and completing and reviewing the collection of information. This agency may not collect this information, and you are not required to complete this form, unless it displays a currently valid OMB control number.

Section 3 of the Housing and Urban Development Act of 1968, as amended, 12 U.S.C. 1701u., mandates that the Department ensure that employment and other economic opportunities generated by its housing and community development assistance programs are directed toward low- and very low-income persons, particularly those who are recipients of government assistance for housing. The regulations are found at 24 CFR Part 135. The information will be used by the Department to monitor program recipients' compliance with Section 3, to assess the results of the Department's efforts to meet the statutory objectives of Section 3, to prepare reports to Congress, and by recipients as a self-monitoring tool. The data is entered into a data base and will be analyzed and distributed. The collection of information involves recipients receiving Federal financial assistance for housing and community development programs covered by Section 3. The information will be collected annually to assist HUD in meeting its reporting requirements under Section 808(e)(6) of the Fair Housing Act and Section 916 of the HCDA of 1992. An assurance of confidentiality is not applicable to this form. The Privacy Act of 1974 and OMB Circular A-108 are not applicable. The reporting requirements do not contain sensitive questions. Data is cumulative; personal identifying information is not included.

NOTICE OF AVAILABILITY

**COMPREHENSIVE ANNUAL PERFORMANCE AND EVALUATION REPORT (CAPER)
FOR PROGRAM YEAR 2012**

PASSAIC COUNTY, NEW JERSEY

In accordance with Title I of the National Affordable Housing Act of 1990, P.L. 101-625, and the regulations 24 CFR Part 91.250, Passaic County New Jersey has prepared its Program Year 2012 Comprehensive Annual Performance Report (CAPER) for its Community Development Block Grant Program. This report contains information including: 1) Summary of the resources and accomplishments, 2) Status of actions taken during the year to implement the goals outlined in the Consolidated Plan, and 3) evaluation of the progress made during the year in addressing identified priority needs and objectives.

Copies of the 2012 Comprehensive Annual Performance Report for Passaic County are available for inspection from November 6, 2013 through November 22, 2013 during regular business hours, 9:00 a.m. to 4:00 p.m. at:

**PASSAIC COUNTY PLANNING AND ECONOMIC DEVELOPMENT DEPARTMENT,
930 Riverview Drive, Totowa, NJ, 07512, Suite 250**

AND

**MUNICIPAL CLERK'S OFFICE OF THE FOLLOWING MUNICIPALITIES:
BLOOMINGDALE, HALEDON, HAWTHORNE, LITTLE FALLS, NORTH HALEDON,
POMPTON LAKES, PROSPECT PARK, RINGWOOD, TOTOWA, WANAQUE,
WEST MILFORD, WOODLAND PARK**

AND

<http://www.passaiccountynj.org>

Written comments on the Comprehensive Annual Performance Report will be considered until 4:00 p.m. November 22, 2013. Written comments should be addressed to Deborah Hoffman at the address shown above. Passaic County intends to submit the 2012 Comprehensive Annual Performance Report to the U.S. Department of Housing and Urban Development on or about November 27, 2013.

Persons requiring this information in an alternative format or other language should contact the Department. La información será proporcionada en español a petición.

Publication Date: November 6, 2013

V. IDIS REPORTS

*Financial Summary Report (PR26) provides the key CDBG program indicators. This report shows the obligations, expenditures that the grantee has made for a specified program year. The expenditures are summarized to determine the relevant indicators for low- and moderate-income, planning/ administration, public service activities and economic development. (This report contains program year information on statutory requirements regarding overall percentage for low- and moderate-income benefit.)

*Summary of Activities (PR03) - lists each CDBG activity that was open during a program year. For each activity the report shows the status, accomplishments, program year narrative and program year expenditures. For each activity the report also shows the activity code, regulation cite and characteristics of the beneficiaries.

*Summary of Accomplishments Report (PR23) presents data on CDBG/HOME activity counts and disbursements by priority need categories. It also contains data on CDBG accomplishments by various units of measure and housing units by racial/ethnic categories and HOME housing units by various income groups.

*CDBG Performance Measures Report (PR83)

PR 26 – Financial summary



Office of Community Planning and Development
 U.S. Department of Housing and Urban Development
 Integrated Disbursement and Information System
 PR26 - CDBG Financial Summary Report
 Program Year 2012
 PASSAIC COUNTY , NJ

DATE: 10-29-13
 TIME: 12:23
 PAGE: 1

PART I: SUMMARY OF CDBG RESOURCES

01 UNEXPENDED CDBG FUNDS AT END OF PREVIOUS PROGRAM YEAR	571,122.36
02 ENTITLEMENT GRANT	805,450.00
03 SURPLUS URBAN RENEWAL	0.00
04 SECTION 108 GUARANTEED LOAN FUNDS	0.00
05 CURRENT YEAR PROGRAM INCOME	0.00
05a CURRENT YEAR SECTION 108 PROGRAM INCOME (FOR SI TYPE)	0.00
06 RETURNS	0.00
07 ADJUSTMENT TO COMPUTE TOTAL AVAILABLE	0.00
08 TOTAL AVAILABLE (SUM, LINES 01-07)	1,376,572.36

PART II: SUMMARY OF CDBG EXPENDITURES

09 DISBURSEMENTS OTHER THAN SECTION 108 REPAYMENTS AND PLANNING/ADMINISTRATION	1,225,235.49
10 ADJUSTMENT TO COMPUTE TOTAL AMOUNT SUBJECT TO LOW/MOD BENEFIT	0.00
11 AMOUNT SUBJECT TO LOW/MOD BENEFIT (LINE 09 + LINE 10)	1,225,235.49
12 DISBURSED IN IDIS FOR PLANNING/ADMINISTRATION	143,246.65
13 DISBURSED IN IDIS FOR SECTION 108 REPAYMENTS	0.00
14 ADJUSTMENT TO COMPUTE TOTAL EXPENDITURES	0.00
15 TOTAL EXPENDITURES (SUM, LINES 11-14)	1,368,482.14
16 UNEXPENDED BALANCE (LINE 08 - LINE 15)	8,090.22

PART III: LOWMOD BENEFIT THIS REPORTING PERIOD

17 EXPENDED FOR LOW/MOD HOUSING IN SPECIAL AREAS	0.00
18 EXPENDED FOR LOW/MOD MULTI-UNIT HOUSING	0.00
19 DISBURSED FOR OTHER LOW/MOD ACTIVITIES	1,163,836.49
20 ADJUSTMENT TO COMPUTE TOTAL LOW/MOD CREDIT	0.00
21 TOTAL LOW/MOD CREDIT (SUM, LINES 17-20)	1,163,836.49
22 PERCENT LOW/MOD CREDIT (LINE 21/LINE 11)	94.99%

LOW/MOD BENEFIT FOR MULTI-YEAR CERTIFICATIONS

23 PROGRAM YEARS(PY) COVERED IN CERTIFICATION	PY: PY: PY:
24 CUMULATIVE NET EXPENDITURES SUBJECT TO LOW/MOD BENEFIT CALCULATION	0.00
25 CUMULATIVE EXPENDITURES BENEFITING LOW/MOD PERSONS	0.00
26 PERCENT BENEFIT TO LOW/MOD PERSONS (LINE 25/LINE 24)	0.00%

PART IV: PUBLIC SERVICE (PS) CAP CALCULATIONS

27 DISBURSED IN IDIS FOR PUBLIC SERVICES	51,057.81
28 PS UNLIQUIDATED OBLIGATIONS AT END OF CURRENT PROGRAM YEAR	14,400.00
29 PS UNLIQUIDATED OBLIGATIONS AT END OF PREVIOUS PROGRAM YEAR	0.00
30 ADJUSTMENT TO COMPUTE TOTAL PS OBLIGATIONS	0.00
31 TOTAL PS OBLIGATIONS (LINE 27 + LINE 28 - LINE 29 + LINE 30)	65,457.81
32 ENTITLEMENT GRANT	805,450.00
33 PRIOR YEAR PROGRAM INCOME	0.00
34 ADJUSTMENT TO COMPUTE TOTAL SUBJECT TO PS CAP	0.00
35 TOTAL SUBJECT TO PS CAP (SUM, LINES 32-34)	805,450.00
36 PERCENT FUNDS OBLIGATED FOR PS ACTIVITIES (LINE 31/LINE 35)	8.13%

PART V: PLANNING AND ADMINISTRATION (PA) CAP

37 DISBURSED IN IDIS FOR PLANNING/ADMINISTRATION	143,246.65
38 PA UNLIQUIDATED OBLIGATIONS AT END OF CURRENT PROGRAM YEAR	17,500.00
39 PA UNLIQUIDATED OBLIGATIONS AT END OF PREVIOUS PROGRAM YEAR	11,295.00
40 ADJUSTMENT TO COMPUTE TOTAL PA OBLIGATIONS	0.00
41 TOTAL PA OBLIGATIONS (LINE 37 + LINE 38 - LINE 39 +LINE 40)	149,451.65
42 ENTITLEMENT GRANT	805,450.00
43 CURRENT YEAR PROGRAM INCOME	0.00
44 ADJUSTMENT TO COMPUTE TOTAL SUBJECT TO PA CAP	0.00
45 TOTAL SUBJECT TO PA CAP (SUM, LINES 42-44)	805,450.00
46 PERCENT FUNDS OBLIGATED FOR PA ACTIVITIES (LINE 41/LINE 45)	18.56%



Office of Community Planning and Development
 U.S. Department of Housing and Urban Development
 Integrated Disbursement and Information System
 PR26 - CDBG Financial Summary Report
 Program Year 2012
 PASSAIC COUNTY , NJ

DATE: 10-29-13
 TIME: 12:23
 PAGE: 2

LINE 17 DETAIL: ACTIVITIES TO CONSIDER IN DETERMINING THE AMOUNT TO ENTER ON LINE 17

Report returned no data.

LINE 18 DETAIL: ACTIVITIES TO CONSIDER IN DETERMINING THE AMOUNT TO ENTER ON LINE 18

Report returned no data.

LINE 19 DETAIL: ACTIVITIES INCLUDED IN THE COMPUTATION OF LINE 19

Plan Year	IDIS Project	IDIS Activity	Voucher Number	Activity Name	Matrix Code	National Objective	Drawn Amount
2008	7	51	5536167	Woodland Park - Woodrow Ave	03K	LMA	\$107,859.55
2008	7	51	5557613	Woodland Park - Woodrow Ave	03K	LMA	\$12,261.70
2009	4	18	5557613	Bloomingtondale - sidewalk construction	03I	LMA	\$4,514.50
2010	3	28	5505255	Woodland Park - Rockland Ave. Street impr.	03K	LMA	\$19,186.32
2010	5	33	5568171	Haledon - Childrens Park	03F	LMA	\$101,300.00
2010	5	50	5608147	Prospect Park Spray Park	03F	LMA	\$10,000.00
2011	2	42	5557613	Hawthorne - Street improvements	03K	LMA	\$63,033.44
2011	2	52	5575545	West Milford Street improvements - unpaved roads	03K	LMA	\$93,791.07
2011	2	52	5578841	West Milford Street improvements - unpaved roads	03K	LMA	\$106,208.93
2011	3	43	5576140	N. Haledon Senior Center	03A	LMC	\$46,451.63
2011	3	43	5595995	N. Haledon Senior Center	03A	LMC	\$9,900.00
2011	4	47	5566958	Totowa Sewer Improvement	03J	LMA	\$67,081.10
2011	4	47	5574899	Totowa Sewer Improvement	03J	LMA	\$49,368.23
2011	4	47	5576140	Totowa Sewer Improvement	03J	LMA	\$78,509.04
2011	5	45	5519695	Prospect Park - Hofstra Park	03F	LMA	\$69,264.50
2011	5	45	5618285	Prospect Park - Hofstra Park	03F	LMA	\$25,735.50
2011	6	48	5566958	Catholic Family - LINC	05A	LMC	\$9,105.90
2011	6	48	5568171	Catholic Family - LINC	05A	LMC	\$1,563.06
2011	6	48	5577126	Catholic Family - LINC	05A	LMC	\$3,965.01
2011	6	48	5578013	Catholic Family - LINC	05A	LMC	\$1,129.75
2011	6	48	5608147	Catholic Family - LINC	05A	LMC	\$21,236.28
2011	6	49	5505255	New Bridge Services	05A	LMC	\$1,188.29
2011	6	49	5519695	New Bridge Services	05A	LMC	\$1,807.07
2011	6	49	5536178	New Bridge Services	05A	LMC	\$2,395.83
2011	6	49	5547762	New Bridge Services	05A	LMC	\$2,145.65
2011	6	49	5557613	New Bridge Services	05A	LMC	\$2,057.41
2011	6	49	5568171	New Bridge Services	05A	LMC	\$918.26
2011	6	49	5576140	New Bridge Services	05A	LMC	\$1,473.24
2011	6	49	5595995	New Bridge Services	05A	LMC	\$569.25
2012	2	56	5608165	Street improvements - Hawthorne	03K	LMA	\$64,732.17
2012	2	57	5578841	Street improvements - West Millford	03K	LMA	\$59,177.21
2012	2	57	5608147	Street improvements - West Millford	03K	LMA	\$124,403.79
2012	6	64	5596003	Public Service - NewBridge - SAIL	05A	LMC	\$229.39
2012	6	64	5608206	Public Service - NewBridge - SAIL	05A	LMC	\$149.12
2012	6	64	5617983	Public Service - NewBridge - SAIL	05A	LMC	\$1,124.30
Total							\$1,163,836.49

CAPER report – PR 03



U.S. Department of Housing and Urban Development
Office of Community Planning and Development
Integrated Disbursement and Information System
CDBG Activity Summary Report (GPR) for Program Year 2012
PASSAIC COUNTY

Date: 29-Oct-2013

Time: 10:56

Page: 1

PGM Year: 2008
Project: 0003 - FACADE IMPROVEMENT PROGRAM
IDIS Activity: 8 - WANAQUE FACADE IMPROVEMENT PROGRAM

Status: Completed 4/26/2013 8:50:03 AM
 Location: WANAQUE VARIOUS LOCALITONS ALONG RINGWOOD AVE WANAQUE, NJ 07465

Objective: Create suitable living environments
 Outcome: Sustainability
 Matrix Code: Rehab; Publicly or Privately-Owned Commercial/Industrial (14E) National Objective: SBA

Initial Funding Date: 10/27/2009

Financing

Funded Amount: 127,000.00
 Drawn Thru Program Year: 127,000.00
 Drawn In Program Year: 61,399.00

Description:
 FACADE IMPROVEMENT PROGRAM IN DOWNTOWN WANAQUE

Proposed Accomplishments

Businesses : 3

Annual Accomplishments

Years	Accomplishment Narrative	# Benefitting
2010	Project is going out to bid in November, 2011. Work expected to be completed by June, 2012.	
2012	Project is completed - the facades were rehabilitated.	

PGM Year: 2009
Project: 0004 - sidewalk improvements
IDIS Activity: 18 - Bloomingdale - sidewalk construction

Status: Completed 5/3/2013 12:00:00 AM
 Location: Henion Street Bloomingdale, NJ 07403

Objective: Create suitable living environments
 Outcome: Availability/accessibility
 Matrix Code: Flood Drainage Improvements (031) National Objective: LMA

Initial Funding Date: 11/24/2009

Financing

Funded Amount: 45,145.00
 Drawn Thru Program Year: 45,145.00
 Drawn In Program Year: 4,514.50

Description:
 The project in Bloomingdale changed to construction of curb and sidewalk along Henion Street, west of Union St.(rt. 511).
 The curbs will prevent storm water from entering homes.
 ADA Curb ramps and street paving may also be included.
 The neighborhood lies in CT 1165 bg 3 which is 43.8% low mod.

Proposed Accomplishments

Public Facilities : 1
 Total Population in Service Area: 951
 Census Tract Percent Low / Mod: 49.70

Annual Accomplishments

Years	Accomplishment Narrative	# Benefitting
2010	The project has not gone out to bid - the original project was replaced in summer of 2010 with the Henion St. curb and sidewalk project. Bidding is expected this winter with construction in the spring.	
2012	Project is complete.	

PGM Year: 2010
Project: 0003 - Street improvements
IDIS Activity: 28 - Woodland Park - Rockland Ave. Street impr.

Status: Completed 3/1/2013 3:11:44 PM
 Location: Rockland Ave. Woodland Park, NJ 17051

Objective: Create suitable living environments
 Outcome: Sustainability
 Matrix Code: Street Improvements (03K) National Objective: LMA

Initial Funding Date: 03/23/2011

Financing

Funded Amount: 191,940.70
 Drawn Thru Program Year: 191,940.70
 Drawn In Program Year: 19,186.32

Description:

Mill and pave Rockland Avenue between Squirrelwood Road and Taft Avenue including storm sewer improvements, curbs and sidewalks as needed, and installation of curb ramps. The streets are located in CT 2641.00 block group 1 which is 55.2% low mod. (1,269 people, 700 low-mod)

Proposed Accomplishments

People (General) : 1,269
 Total Population in Service Area: 1,269
 Census Tract Percent Low / Mod: 61.00

Annual Accomplishments

Years	Accomplishment Narrative	# Benefitting
2010	The street contract has been let out to bid with work expected to be completed in 2012.	
2011	Project was complete in late fall 2012. final invoice will be paid in FY 2012.	
2012	Final invoice processed in December, 2012.	

PGM Year: 2010
Project: 0005 - Park Improvements
IDIS Activity: 33 - Haledon - Childrens Park

Status: Completed 6/1/2013 1:43:30 PM
 Location: 83 Roe St Haledon, NJ 07508-1536

Objective: Create suitable living environments
 Outcome: Sustainability
 Matrix Code: Parks, Recreational Facilities (03F) National Objective: LMA

Initial Funding Date: 03/23/2011

Financing

Funded Amount: 101,300.00
 Drawn Thru Program Year: 101,300.00
 Drawn In Program Year: 101,300.00

Description:

Update and renovate Children's Park at Roe Street Field.
 Project includes: swings, climber, benches, trash receptacles, rubber surfacing, subgrade preparation and handicap barrier removal.
 The park is located in CT 1337 and includes 7 block groups.
 The Borough overall is 50.36 percent lower income.

Proposed Accomplishments

Public Facilities : 1
 Total Population in Service Area: 7,975
 Census Tract Percent Low / Mod: 58.80

Annual Accomplishments

2010 The children's park project will be bid once the community center improvements are complete.
 2012 project completed

PGM Year: 2010
Project: 0006 - Public Services
IDIS Activity: 35 - Catholic Family Services - LINC

Status: Completed 10/10/2012 12:00:00 AM
 Location: 17 Pompton Ave Pompton Lakes, NJ 07442-1892

Objective: Create suitable living environments
 Outcome: Sustainability
 Matrix Code: Senior Services (05A) National Objective: LMC

Initial Funding Date: 03/23/2011

Financing

Funded Amount: 24,033.84
 Drawn Thru Program Year: 24,033.84
 Drawn In Program Year: 0.00

Description:

LINC is a program offered by Catholic Family since 1974 reaching out to isolated lonely and homebound individuals providing medical and transportation services, shopping and shopping assistance, respite, companionship, outreach, telephone reassurance and information and referral in Upper Passaic County. CDBG funds originally provided in 2008 provided for an increased level of services in Bloomingdale, Pompton Lakes, Wanaque and West Milford. Funds will be used to operate the vehicle purchased with FY 2008 funds for use in this program, provide for insurance and the wages of a driver.

Proposed Accomplishments

People (General) : 50

Actual Accomplishments

Number assisted:

	Owner		Renter		Total		Person	
	Total	Hispanic	Total	Hispanic	Total	Hispanic	Total	Hispanic
White:	0	0	0	0	0	0	24	1
Black/African American:	0	0	0	0	0	0	1	0
Asian:	0	0	0	0	0	0	2	0
American Indian/Alaskan Native:	0	0	0	0	0	0	0	0
Native Hawaiian/Other Pacific Islander:	0	0	0	0	0	0	0	0
American Indian/Alaskan Native & White:	0	0	0	0	0	0	0	0
Asian White:	0	0	0	0	0	0	0	0
Black/African American & White:	0	0	0	0	0	0	0	0
American Indian/Alaskan Native & Black/African American:	0	0	0	0	0	0	0	0
Other multi-racial:	0	0	0	0	0	0	0	0
Asian/Pacific Islander:	0	0	0	0	0	0	0	0
Hispanic:	0	0	0	0	0	0	0	0
Total:	0	0	0	0	0	0	27	1
Female-headed Households:	0		0		0			

Income Category:

	Owner	Renter	Total	Person
Extremely Low	0	0	0	2
Low Mod	0	0	0	17
Moderate	0	0	0	8
Non Low Moderate	0	0	0	0

Total 0 0 0 27
 Percent Low/Mod 100.0%

Annual Accomplishments

Years	Accomplishment Narrative	# Benefitting
2010	Catholic Family Services expended the 2009 funds and started on the 2010 funds in September 2011. Beneficiaries will be documented in the next CAPER.	
2011	Beneficiaries were not reported by subrecipient. They will be entered for 2012.	
2012	Due to staff turnover, invoicing and reporting were delayed. This problem has been remedied and funds held as unliquidated obligations have been disbursed. Beneficiaries have been reported. Catholic Family's Project LINC served 27 individuals with trips to doctors, shopping and other needs over the course of the past program year. Funding was continued which will be disbursed in calendar 2013.	

PGM Year: 2011
Project: 0001 - Administration
IDIS Activity: 39 - Administration - salaries
 Status: Completed 4/26/2013 8:27:41 AM
 Location: ,

Objective:
 Outcome:
 Matrix Code: General Program Administration (21A) National Objective:

Initial Funding Date: 10/25/2011

Description:
 Ongoing program management and oversight

Financing
 Funded Amount: 99,839.21
 Drawn Thru Program Year: 99,839.21
 Drawn In Program Year: 0.00

Proposed Accomplishments

Actual Accomplishments

Number assisted:

	Owner		Renter		Total		Person	
	Total	Hispanic	Total	Hispanic	Total	Hispanic	Total	Hispanic
White:					0	0		
Black/African American:					0	0		
Asian:					0	0		
American Indian/Alaskan Native:					0	0		
Native Hawaiian/Other Pacific Islander:					0	0		
American Indian/Alaskan Native & White:					0	0		
Asian White:					0	0		
Black/African American & White:					0	0		
American Indian/Alaskan Native & Black/African American:					0	0		
Other multi-racial:					0	0		
Asian/Pacific Islander:					0	0		
Hispanic:					0	0		
Total:	0	0	0	0	0	0	0	0
Female-headed Households:					0			

Income Category:

	Owner	Renter	Total	Person
Extremely Low			0	
Low Mod			0	
Moderate			0	
Non Low Moderate			0	
Total	0	0	0	0
Percent Low/Mod				

Annual Accomplishments

No data returned for this view. This might be because the applied filter excludes all data.

PGM Year: 2011
Project: 0001 - Administration
IDIS Activity: 40 - Administraiton - Consultant
Status: Completed 6/1/2013 1:47:51 PM
Location: ,

Objective:
Outcome:
Matrix Code: General Program Administration (21A) **National Objective:**

Initial Funding Date: 10/25/2011

Description:
 Consultant to prepare Annual Plan, environmental review, CAPER and provide technical services

Financing
 Funded Amount: 66,480.56
 Drawn Thru Program Year: 66,480.56
 Drawn In Program Year: 11,295.00

Proposed Accomplishments

Actual Accomplishments

<i>Number assisted:</i>	Owner		Renter		Total		Person	
	Total	Hispanic	Total	Hispanic	Total	Hispanic	Total	Hispanic
White:					0	0		
Black/African American:					0	0		
Asian:					0	0		
American Indian/Alaskan Native:					0	0		
Native Hawaiian/Other Pacific Islander:					0	0		
American Indian/Alaskan Native & White:					0	0		
Asian White:					0	0		
Black/African American & White:					0	0		

American Indian/Alaskan Native & Black/African American:	0	0							
Other multi-racial:	0	0							
Asian/Pacific Islander:	0	0							
Hispanic:	0	0							
Total:	0	0	0	0	0	0	0	0	0

Female-headed Households: 0

Income Category:

	Owner	Renter	Total	Person
Extremely Low			0	
Low Mod			0	
Moderate			0	
Non Low Moderate			0	
Total	0	0	0	0
Percent Low/Mod				

Annual Accomplishments

No data returned for this view. This might be because the applied filter excludes all data.

PGM Year: 2011
Project: 0001 - Administration
IDIS Activity: 41 - Administration - other expenses and contingencies

Status: Completed 4/26/2013 8:28:02 AM
Location: ,

Objective:
Outcome:
Matrix Code: General Program Administration (21A) National Objective:

Initial Funding Date: 10/25/2011

Financing

Funded Amount: 1,935.15
Drawn Thru Program Year: 1,935.15
Drawn In Program Year: 130.48

Description:

The sum of \$5,000 is set aside for public notices and printing expenses.
\$25,546 is available for cost overruns on admin expenses to be determined.

Proposed Accomplishments

Actual Accomplishments

<i>Number assisted:</i>	Owner		Renter		Total		Person	
	Total	Hispanic	Total	Hispanic	Total	Hispanic	Total	Hispanic

White:	0	0
Black/African American:	0	0
Asian:	0	0
American Indian/Alaskan Native:	0	0
Native Hawaiian/Other Pacific Islander:	0	0
American Indian/Alaskan Native & White:	0	0
Asian White:	0	0
Black/African American & White:	0	0
American Indian/Alaskan Native & Black/African American:	0	0
Other multi-racial:	0	0
Asian/Pacific Islander:	0	0
Hispanic:	0	0
Total:	0	0

Female-headed Households: 0

Income Category:

	Owner	Renter	Total	Person
Extremely Low			0	
Low Mod			0	
Moderate			0	
Non Low Moderate			0	
Total	0	0	0	0
Percent Low/Mod				

Annual Accomplishments

No data returned for this view. This might be because the applied filter excludes all data.

PGM Year: 2011
Project: 0002 - Street improvements
IDIS Activity: 42 - Hawthorne - Street improvements

Status: Completed 5/3/2013 12:00:00 AM
Location: 401 Dixie Ave Hawthorne, NJ 07506-1101

Objective: Create suitable living environments
Outcome: Sustainability
Matrix Code: Street Improvements (03K)

National Objective: LMA

Initial Funding Date: 10/25/2011

Financing

Funded Amount: 110,000.00
Drawn Thru Program Year: 110,000.00
Drawn In Program Year: 63,033.44

Proposed Accomplishments

People (General) : 1,544
Total Population in Service Area: 1,544
Census Tract Percent Low / Mod: 54.00

Annual Accomplishments

Years	Accomplishment Narrative	# Benefitting
2012	Project Completed	

PGM Year: 2011
Project: 0003 - Public Facilities
IDIS Activity: 43 - N. Haledon Senior Center

Status: Open
Location: 512 High Mountain Rd North Haledon, NJ 07508-2606

Description:

Milling and paving of Dixie Avenue from Lincoln Avenue to Fifth Avenue, along with the replacement of curbs, as needed, the installation of dropped curbs and handicapped ramps at all intersections, and the retrofit of all catch basins to conform with Stormwater Management rules.

Objective: Create suitable living environments
Outcome: Sustainability
Matrix Code: Senior Centers (03A) National Objective: LMC

Initial Funding Date: 10/25/2011

Financing

Funded Amount: 80,000.00
Drawn Thru Program Year: 56,351.63
Drawn In Program Year: 56,351.63

Description:

The Borough will convert the former American Legion Building to serve as a Senior Center. CDBG funded work will include: Installation of a new ADA compliant access ramp into the structure, replacement of the front entry door to include ADA compliant door opening equipment, modification to the rear emergency exit to provide a secondary means of ADA compliant egress, and/or replacement of the interior door leading to the main hall space, and extensive renovation of the restroom facilities to bring them to ADA compliance.

Proposed Accomplishments

Public Facilities : 1

Actual Accomplishments

Number assisted:

	Owner		Renter		Total		Person	
	Total	Hispanic	Total	Hispanic	Total	Hispanic	Total	Hispanic
White:	0	0	0	0	0	0		0
Black/African American:	0	0	0	0	0	0	0	0
Asian:	0	0	0	0	0	0	0	0
American Indian/Alaskan Native:	0	0	0	0	0	0	0	0
Native Hawaiian/Other Pacific Islander:	0	0	0	0	0	0	0	0
American Indian/Alaskan Native & White:	0	0	0	0	0	0	0	0
Asian White:	0	0	0	0	0	0	0	0
Black/African American & White:	0	0	0	0	0	0	0	0
American Indian/Alaskan Native & Black/African American:	0	0	0	0	0	0	0	0
Other multi-racial:	0	0	0	0	0	0	0	0

Asian/Pacific Islander:	0	0	0	0	0	0	0	0
Hispanic:	0	0	0	0	0	0	0	0
Total:	0	0	0	0	0	0	0	0
Female-headed Households:	0		0		0			

Income Category:

	Owner	Renter	Total	Person
Extremely Low	0	0	0	0
Low Mod	0	0	0	0
Moderate	0	0	0	0
Non Low Moderate	0	0	0	0
Total	0	0	0	0
Percent Low/Mod				

Annual Accomplishments

Years	Accomplishment Narrative	# Benefitting
-------	--------------------------	---------------

2012	The project is 75% complete. The contractor has to rework items on the punchlist and complete payroll reports.	
------	--	--

PGM Year: 2011

Project: 0004 - Sanitary Sewer improvements

IDIS Activity: 44 - Wanaque Sanitary Sewer

Status: Canceled 7/9/2013 8:04:32 PM

Location: 130 Jefferson St. Wanaque, NJ 07465

Objective: Create suitable living environments

Outcome: Sustainability

Matrix Code: Water/Sewer Improvements (03J)

National Objective: LMA

Initial Funding Date: 10/25/2011

Financing

Funded Amount: 0.00

Drawn Thru Program Year: 0.00

Drawn In Program Year: 0.00

Description:

Install a new sanitary sewer line in Monroe street and provide for hooking up homeowners to the new line. The existing sewer system run behind the homes and in many places is made of clay. The line is deteriorating and allows the inflow and infiltration of rain water into the sanitary system.

Proposed Accomplishments

People (General) : 598

Total Population in Service Area: 598

Census Tract Percent Low / Mod: 62.70

Annual Accomplishments

No data returned for this view. This might be because the applied filter excludes all data.

PGM Year: 2011
Project: 0005 - Recreation improvements
IDIS Activity: 45 - Prospect Park - Hofstra Park

Status: Completed 8/30/2013 12:00:00 AM
 Location: 121 Struyk Ave Prospect Park, NJ 07508-2254

Objective: Create suitable living environments
 Outcome: Sustainability
 Matrix Code: Parks, Recreational Facilities (03F) National Objective: LMA

Initial Funding Date: 12/06/2011

Financing

Funded Amount: 95,000.00
 Drawn Thru Program Year: 95,000.00
 Drawn In Program Year: 95,000.00

Proposed Accomplishments

Public Facilities : 1
 Total Population in Service Area: 5,772
 Census Tract Percent Low / Mod: 60.10

Description:

Installation of a 850' of 8" PVC sanitary sewer system line in Hofstra Park near the site of a recently demolished bathroom facility and sanitary septic system that was deemed unsafe by the borough's engineer in October 2008.
 The sanitary sewer line will complement the associated sanitary requirements of the new bathroom facility that is being installed by the borough, a portion of which is funded through FY 2009 CDBG funds of \$48,000.
 The Borough of Prospect Park is overall low income (51.58%) and this is the only park facility.

Annual Accomplishments

Years	Accomplishment Narrative	# Benefitting
2012	The project is completed. All funds have been disbursed.	

PGM Year: 2011
Project: 0004 - Sanitary Sewer improvements
IDIS Activity: 47 - Totowa Sewer Improvement

Status: Completed 8/30/2013 12:00:00 AM
 Location: 3501 Jefferson St. Totowa, NJ 07512

Objective: Create suitable living environments
 Outcome: Sustainability
 Matrix Code: Water/Sewer Improvements (03J) National Objective: LMA

Initial Funding Date: 04/20/2012

Financing

Funded Amount: 194,958.37
 Drawn Thru Program Year: 194,958.37
 Drawn In Program Year: 194,958.37

Description:

Studies of the existing sanitary sewer system recommend that the 70+ year old clay pipe sanitary sewer main located within Jefferson Street requires rehabilitation to eliminate the filtration of groundwater into the sanitary sewer main.
 Project includes: lining the sewer main, sealing of the manholes and sealing lateral connections to reduce the amount of infiltration into the sanitary sewer system.

Proposed Accomplishments

People (General) : 1,120
 Total Population in Service Area: 1,120
 Census Tract Percent Low / Mod: 49.80

Annual Accomplishments

Years	Accomplishment Narrative	# Benefitting
2013	This project has been completed. Sewer line has been installed.	

PGM Year: 2011
Project: 0006 - Public Services
IDIS Activity: 48 - Catholic Family - LINC

Status: Completed 8/30/2013 12:00:00 AM
 Location: 24 Degrasse St Paterson, NJ 07505-2001

Objective: Create suitable living environments
 Outcome: Sustainability
 Matrix Code: Senior Services (05A) National Objective: LMC

Initial Funding Date: 10/26/2011

Financing
 Funded Amount: 37,000.00
 Drawn Thru Program Year: 37,000.00
 Drawn In Program Year: 37,000.00

Description:
 LINC is a program offered by Catholic Family since 1974 reaching out to isolated lonely and homebound individuals providing medical and transportation services, shopping and shopping assistance, respite, companionship, outreach, telephone reassurance and information and referral in Upper Passaic County. Funds will be used to operate the vehicle purchased with FY 2008 funds for use in this program, provide for insurance and the wages of a driver, and provide for the partial salary of the program director.

Proposed Accomplishments

People (General) : 50

Actual Accomplishments

Number assisted:

	Owner		Renter		Total		Person	
	Total	Hispanic	Total	Hispanic	Total	Hispanic	Total	Hispanic
White:	0	0	0	0	0	0	55	0
Black/African American:	0	0	0	0	0	0	0	0
Asian:	0	0	0	0	0	0	0	0
American Indian/Alaskan Native:	0	0	0	0	0	0	0	0
Native Hawaiian/Other Pacific Islander:	0	0	0	0	0	0	0	0
American Indian/Alaskan Native & White:	0	0	0	0	0	0	0	0
Asian White:	0	0	0	0	0	0	1	0
Black/African American & White:	0	0	0	0	0	0	0	0
American Indian/Alaskan Native & Black/African American:	0	0	0	0	0	0	0	0
Other multi-racial:	0	0	0	0	0	0	0	0
Asian/Pacific Islander:	0	0	0	0	0	0	0	0
Hispanic:	0	0	0	0	0	0	0	0
Total:	0	0	0	0	0	0	56	0
Female-headed Households:	0		0		0			

Income Category:

	Owner	Renter	Total	Person
Extremely Low	0	0	0	9
Low Mod	0	0	0	30
Moderate	0	0	0	17
Non Low Moderate	0	0	0	0
Total	0	0	0	56
Percent Low/Mod				100.0%

Annual Accomplishments

Years	Accomplishment Narrative	# Benefitting
-------	--------------------------	---------------

2012	LINC provided services to 56 elderly and disabled residents of Passaic Co. and purchased a vehicle to provide expanded services.	
------	--	--

PGM Year: 2011
Project: 0006 - Public Services
IDIS Activity: 49 - New Bridge Services

Status: Completed 8/26/2013 12:00:00 AM
 Location: 105 Hamburg Tpke Pompton Lakes, NJ 07442-2310

Objective: Create suitable living environments
 Outcome: Sustainability
 Matrix Code: Senior Services (05A) National Objective: LMC

Initial Funding Date: 10/26/2011

Financing
 Funded Amount: 12,555.00
 Drawn Thru Program Year: 12,555.00
 Drawn In Program Year: 12,555.00

Description:
 Provide 495 hours of outreach, assessment and case management services to 45 frail, home-bound seniors ages 60 years of age and older annually who have low to moderate incomes and who live in the six municipalities of Upper Passaic Co.: West Milford, Pompton Lakes, Bloomingdale, Wanaque, Ringwood, and Little Falls.

Proposed Accomplishments

People (General) : 20

Actual Accomplishments

Number assisted:

	Owner		Renter		Total		Person	
	Total	Hispanic	Total	Hispanic	Total	Hispanic	Total	Hispanic
White:	0	0	0	0	0	0	40	0
Black/African American:	0	0	0	0	0	0	0	0
Asian:	0	0	0	0	0	0	0	0
American Indian/Alaskan Native:	0	0	0	0	0	0	0	0
Native Hawaiian/Other Pacific Islander:	0	0	0	0	0	0	0	0
American Indian/Alaskan Native & White:	0	0	0	0	0	0	0	0
Asian White:	0	0	0	0	0	0	0	0
Black/African American & White:	0	0	0	0	0	0	0	0
American Indian/Alaskan Native & Black/African American:	0	0	0	0	0	0	0	0
Other multi-racial:	0	0	0	0	0	0	0	0
Asian/Pacific Islander:	0	0	0	0	0	0	0	0
Hispanic:	0	0	0	0	0	0	0	0
Total:	0	0	0	0	0	0	40	0
Female-headed Households:	0		0		0			

Income Category:

	Owner	Renter	Total	Person
Extremely Low	0	0	0	0
Low Mod	0	0	0	18
Moderate	0	0	0	22
Non Low Moderate	0	0	0	0

Total	0	0	0	40
Percent Low/Mod				100.0%

Annual Accomplishments

Years	Accomplishment Narrative	# Benefitting
--------------	---------------------------------	----------------------

2012 New Bridge provided services to 40 elderly over the contract period.

PGM Year: 2010

Project: 0005 - Park Improvements

IDIS Activity: 50 - Prospect Park Spray Park

Status: Completed 8/30/2013 12:00:00 AM

Location: 58 Struyk Ave Prospect Park, NJ 07508-2231

Objective: Create suitable living environments

Outcome: Availability/accessibility

Matrix Code: Parks, Recreational Facilities (03F)

National Objective: LMA

Initial Funding Date: 03/10/2012

Description:

Construction of a spray park in the northern end of Hofstra Park in the Borough of Prospect Park.

Financing

Funded Amount: 95,000.00

Drawn Thru Program Year: 95,000.00

Drawn In Program Year: 10,000.00

Proposed Accomplishments

Public Facilities : 1

Total Population in Service Area: 5,772

Census Tract Percent Low / Mod: 60.10

Annual Accomplishments

Years	Accomplishment Narrative	# Benefitting
--------------	---------------------------------	----------------------

2012 Project has been completed using CDBG and Open Space funding. A new Spray Park has been created.

PGM Year: 2008

Project: 0007 - sidewalks - W. Milford township

IDIS Activity: 51 - Woodland Park - Woodrow Ave

Status: Completed 5/3/2013 12:00:00 AM

Location: 1480 Union Valley Rd West Milford, NJ 07480-1338

Objective: Create suitable living environments

Outcome: Sustainability

Matrix Code: Street Improvements (03K)

National Objective: LMA

Initial Funding Date: 04/20/2012

Description:

Improvements to Woodrow Avenue in Woodland Park.

Financing

Funded Amount: 120,121.25

Drawn Thru Program Year: 120,121.25

Drawn In Program Year: 120,121.25

Proposed Accomplishments

People (General) : 1,269

Total Population in Service Area: 1,269
 Census Tract Percent Low / Mod: 61.00

Annual Accomplishments

Years	Accomplishment Narrative	# Benefitting
--------------	---------------------------------	----------------------

2012	Program completed	
------	-------------------	--

PGM Year: 2011
Project: 0002 - Street improvements
IDIS Activity: 52 - West Milford Street improvements - unpaved roads

Status: Completed 8/30/2013 12:00:00 AM
Location: 1480 Union Valley Rd West Milford, NJ 07480-1338

Objective: Create suitable living environments
Outcome: Sustainability
Matrix Code: Street Improvements (03K) **National Objective:** LMA

Initial Funding Date: 08/30/2012

Financing
 Funded Amount: 200,000.00
 Drawn Thru Program Year: 200,000.00
 Drawn In Program Year: 200,000.00

Description:
 Paving roads in West Milford Township - First, Second, Third Ave.
 Road improvements.

Proposed Accomplishments

Total Population in Service Area: 91
 Census Tract Percent Low / Mod: 67.00

Annual Accomplishments

Years	Accomplishment Narrative	# Benefitting
--------------	---------------------------------	----------------------

2012	The reconstruction and paving of these roads in West Milford Township is now 50% completed. Funding is continued on activity 57 with FY 2012 funding.	
------	---	--

PGM Year: 2012
Project: 0001 - Administration
IDIS Activity: 53 - Administration

Status: Completed 8/30/2013 12:00:00 AM
Location: ,

Objective:
Outcome:
Matrix Code: General Program Administration (21A) **National Objective:**

Initial Funding Date: 10/30/2012

Financing
 Funded Amount: 70,000.00
 Drawn Thru Program Year: 70,000.00
 Drawn In Program Year: 70,000.00

Description:
 On-going program management and implementation.
 Funding includes preparation of Five Year Consolidated Plan and Analysis of Impediments for FY 2013.

Proposed Accomplishments

Actual Accomplishments

Number assisted:

	Owner		Renter		Total		Person	
	Total	Hispanic	Total	Hispanic	Total	Hispanic	Total	Hispanic
White:					0	0		
Black/African American:					0	0		
Asian:					0	0		
American Indian/Alaskan Native:					0	0		
Native Hawaiian/Other Pacific Islander:					0	0		
American Indian/Alaskan Native & White:					0	0		
Asian White:					0	0		
Black/African American & White:					0	0		
American Indian/Alaskan Native & Black/African American:					0	0		
Other multi-racial:					0	0		
Asian/Pacific Islander:					0	0		
Hispanic:					0	0		
Total:	0	0	0	0	0	0	0	0
Female-headed Households:					0			

Income Category:

	Owner	Renter	Total	Person
Extremely Low			0	
Low Mod			0	
Moderate			0	
Non Low Moderate			0	
Total	0	0	0	0
Percent Low/Mod				

Annual Accomplishments

No data returned for this view. This might be because the applied filter excludes all data.

PGM Year: 2012
Project: 0001 - Administration
IDIS Activity: 54 - Administration - Consultant

Status: Open
 Location: ,

Objective:
 Outcome:
 Matrix Code: General Program Administration (21A) National Objective:

Initial Funding Date: 10/30/2012

Description:

Consultant expenses for development of Five Year Plan, Annual Plan, CAPER, Analysis of Impediments and Environmental Review Record.

Financing

Funded Amount: 80,000.00
Drawn Thru Program Year: 58,790.00
Drawn In Program Year: 58,790.00

Proposed Accomplishments

Actual Accomplishments

Number assisted:

	Owner		Renter		Total		Person	
	Total	Hispanic	Total	Hispanic	Total	Hispanic	Total	Hispanic
White:					0	0		
Black/African American:					0	0		
Asian:					0	0		
American Indian/Alaskan Native:					0	0		
Native Hawaiian/Other Pacific Islander:					0	0		
American Indian/Alaskan Native & White:					0	0		
Asian White:					0	0		
Black/African American & White:					0	0		
American Indian/Alaskan Native & Black/African American:					0	0		
Other multi-racial:					0	0		
Asian/Pacific Islander:					0	0		
Hispanic:					0	0		
Total:	0	0	0	0	0	0	0	0

Female-headed Households:

0

Income Category:

	Owner	Renter	Total	Person
Extremely Low			0	
Low Mod			0	
Moderate			0	
Non Low Moderate			0	
Total	0	0	0	0
Percent Low/Mod				

Annual Accomplishments

No data returned for this view. This might be because the applied filter excludes all data.

PGM Year: 2012
Project: 0001 - Administration
IDIS Activity: 55 - Administration - Misc Expense, printing, advertising

Status: Completed 8/30/2013 12:00:00 AM
 Location: ,

Objective:
 Outcome:
 Matrix Code: General Program Administration (21A) National Objective:

Initial Funding Date: 10/30/2012

Financing

Funded Amount: 3,031.17
 Drawn Thru Program Year: 3,031.17
 Drawn In Program Year: 3,031.17

Description:

Administrative costs related to advertising, printing and other public information, staff travel, etc.

Proposed Accomplishments

Actual Accomplishments

Number assisted:

	Owner		Renter		Total		Person	
	Total	Hispanic	Total	Hispanic	Total	Hispanic	Total	Hispanic
White:					0	0		
Black/African American:					0	0		
Asian:					0	0		
American Indian/Alaskan Native:					0	0		
Native Hawaiian/Other Pacific Islander:					0	0		
American Indian/Alaskan Native & White:					0	0		
Asian White:					0	0		
Black/African American & White:					0	0		
American Indian/Alaskan Native & Black/African American:					0	0		
Other multi-racial:					0	0		
Asian/Pacific Islander:					0	0		
Hispanic:					0	0		
Total:	0	0	0	0	0	0	0	0
Female-headed Households:					0			

Income Category:

	Owner	Renter	Total	Person
Extremely Low			0	
Low Mod			0	
Moderate			0	
Non Low Moderate			0	
Total	0	0	0	0
Percent Low/Mod				

Annual Accomplishments

No data returned for this view. This might be because the applied filter excludes all data.

PGM Year: 2012
Project: 0002 - Street Improvements
IDIS Activity: 56 - Street improvements - Hawthorne
Status: Open
Location: 66 Ethel Ave Hawthorne, NJ 07506-1529

Objective: Create suitable living environments
Outcome: Sustainability
Matrix Code: Street Improvements (03K) **National Objective:** LMA

Initial Funding Date: 10/30/2012

Financing

Funded Amount: 74,091.00
 Drawn Thru Program Year: 64,732.17
 Drawn In Program Year: 64,732.17

Description:

Milling and paving of Ethel Avenue from Van Winkle Avenue to the northern terminus where it dead-ends at Route 208, along with the replacement of curbs, as needed, the installation of dropped curbs and handicapped ramps at all intersections.

Proposed Accomplishments

People (General) : 1,019
 Total Population in Service Area: 1,019
 Census Tract Percent Low / Mod: 49.00

Annual Accomplishments

Years	Accomplishment Narrative	# Benefitting
2012	The street improvement project is nearly completed. Final draw expected in October 2013.	

PGM Year: 2012
Project: 0002 - Street Improvements
IDIS Activity: 57 - Street improvements - West Millford
Status: Completed 8/30/2013 12:00:00 AM
Location: 1480 Union Valley Rd West Millford, NJ 07480-1338

Objective: Create suitable living environments
Outcome: Sustainability
Matrix Code: Street Improvements (03K) **National Objective:** LMA

Initial Funding Date: 10/30/2012

Financing

Funded Amount: 183,581.00
 Drawn Thru Program Year: 183,581.00
 Drawn In Program Year: 183,581.00

Description:

Paving of 0.95 miles Road and Storm Drainage Construction: Survey, design and implement a storm drainage system of unpaved roadway along First, Second and Third Avenues. Continuation of activity 52 (fy 2011).

Proposed Accomplishments

Annual Accomplishments

Years	Accomplishment Narrative	# Benefitting
2012	West Milford paved several streets that had been dirt roads. This project was multi-year funded from CDBG.	

PGM Year: 2012
Project: 0003 - Public Facilities
IDIS Activity: 58 - Public Facility - N. Haledon

Status: Open
Location: 512 High Mountain Rd North Haledon, NJ 07508-2606

Objective: Create suitable living environments
Outcome: Availability/accessibility
Matrix Code: Senior Centers (03A) **National Objective:** LMC

Initial Funding Date: 10/30/2012

Financing
 Funded Amount: 75,000.00
 Drawn Thru Program Year: 0.00
 Drawn In Program Year: 0.00

Description:
 The Borough is converting the former American Legion Building to serve as a Senior Center. CDBG funds completed phase I of modifications to make the building handicap accessible. Phase II consists of interior modifications to the front entry, vestibule and partition walls to establish an ADA compliant door opening. Installation of an ADA compliant actuator for the front and rear doors. The exterior sidewalk will be modified to allow for ADA compliant ingress and egress. The parking lot will be modified to allow for ADA compliant parking stalls.

Proposed Accomplishments

Public Facilities : 1

Actual Accomplishments

Number assisted:

	Owner		Renter		Total		Person	
	Total	Hispanic	Total	Hispanic	Total	Hispanic	Total	Hispanic
White:	0	0	0	0	0	0		0
Black/African American:	0	0	0	0	0	0	0	0
Asian:	0	0	0	0	0	0	0	0
American Indian/Alaskan Native:	0	0	0	0	0	0	0	0
Native Hawaiian/Other Pacific Islander:	0	0	0	0	0	0	0	0
American Indian/Alaskan Native & White:	0	0	0	0	0	0	0	0
Asian White:	0	0	0	0	0	0	0	0
Black/African American & White:	0	0	0	0	0	0	0	0
American Indian/Alaskan Native & Black/African American:	0	0	0	0	0	0	0	0
Other multi-racial:	0	0	0	0	0	0	0	0
Asian/Pacific Islander:	0	0	0	0	0	0	0	0
Hispanic:	0	0	0	0	0	0	0	0
Total:	0	0	0	0	0	0	0	0
Female-headed Households:	0		0		0			

Income Category:

	Owner	Renter	Total	Person
Extremely Low	0	0	0	0

Low Mod	0	0	0	0
Moderate	0	0	0	0
Non Low Moderate	0	0	0	0
Total	0	0	0	0
Percent Low/Mod				

Annual Accomplishments

Years	Accomplishment Narrative	# Benefitting
--------------	---------------------------------	----------------------

2012 North Haledon wanted to use FY 2012 funds with 2013 funds to complete a larger project. The work will be bid in the Spring, 2014.

PGM Year: 2012

Project: 0004 - Sanitary Sewer

IDIS Activity: 59 - Sanitary Sewer - Wanaque

Status: Open

Location: 579 Ringwood Ave Wanaque, NJ 07465-2013

Objective: Create suitable living environments

Outcome: Sustainability

Matrix Code: Water/Sewer Improvements (03J)

National Objective: LMA

Initial Funding Date: 10/30/2012

Financing

Funded Amount: 100,000.00

Drawn Thru Program Year: 0.00

Drawn In Program Year: 0.00

Description:

Jefferson St.
Sanitary Sewer line replacement entails replacing existing sanitary sewer lines which are located in residents' back yards, and are made of clay, and which are disintegrating. New lines will be placed in the street.

Proposed Accomplishments

Total Population in Service Area: 468

Census Tract Percent Low / Mod: 60.90

Annual Accomplishments

Years	Accomplishment Narrative	# Benefitting
--------------	---------------------------------	----------------------

2012 Wanaque bid the project in combination with FY 2011 funds.

PGM Year: 2012

Project: 0005 - Recreation

IDIS Activity: 60 - Recreation- Prospect Park

Status: Open

Location: 121 Struyk Ave Prospect Park, NJ 07508-2254

Objective: Create suitable living environments

Outcome: Sustainability

Matrix Code: Parks, Recreational Facilities (03F)

National Objective: LMA

Initial Funding Date: 10/30/2012

Financing

Funded Amount: 95,000.00

Drawn Thru Program Year: 0.00

Drawn In Program Year: 0.00

Description:

Rehabilitate and channel water run-off along a severely deteriorated roadway entering into, and partially through, Hofstra Park. The roadway is the only access into the park. Roadway milling, paving, concrete curbs

Proposed Accomplishments

Public Facilities : 1
 Total Population in Service Area: 5,772
 Census Tract Percent Low / Mod: 60.10

Annual Accomplishments

Years	Accomplishment Narrative	# Benefitting
-------	--------------------------	---------------

2012	The rehabilitation of the roadway system in the park will be expanded to include FY 2013 funds. This project should be ready to bid in the spring.	
------	--	--

PGM Year: 2012
Project: 0003 - Public Facilities
IDIS Activity: 61 - Public Fac. - Haledon Fire Station

Status: Open
 Location: 21 Pompton Rd Haledon, NJ 07508-1611

Objective: Create suitable living environments
 Outcome: Sustainability
 Matrix Code: Fire Station/Equipment (03O) National Objective: LMA

Initial Funding Date: 12/27/2012

Financing

Funded Amount: 24,688.00
 Drawn Thru Program Year: 0.00
 Drawn In Program Year: 0.00

Description:

Installation of exhaust extraction system at Fire Company No. 1.
 FireCompany 1 serves a predominantly low income area.
 Overall the community is over 50% low income.
 There are 2 fire houses in the community that respond to all calls.

Proposed Accomplishments

Public Facilities : 1
 Total Population in Service Area: 7,975
 Census Tract Percent Low / Mod: 58.80

Annual Accomplishments

Years	Accomplishment Narrative	# Benefitting
-------	--------------------------	---------------

2012	No progress to report on this activity.	
------	---	--

PGM Year: 2012
Project: 0004 - Sanitary Sewer
IDIS Activity: 62 - Sewer Lining - Totowa

Status: Open
 Location: 534 Union Blvd Totowa, NJ 07512-2405

Objective: Create suitable living environments
 Outcome: Sustainability
 Matrix Code: Water/Sewer Improvements (03J) National Objective: LMA

Initial Funding Date: 10/30/2012

Financing

Funded Amount: 105,432.00
 Drawn Thru Program Year: 0.00
 Drawn In Program Year: 0.00

Description:

Line sections of the existing sanitary sewer main within Williams Place, between Lincoln Avenue and Totowa Road, and to rehabilitate existing sanitary sewer manholes within Elizabeth Place.
 Installation of cured-in-place pipe liner and sealing of manholes along the length of the sanitary sewer main.
 Work will also include sealing of sanitary sewer lateral connections at the main

Proposed Accomplishments

People (General) : 1,120
 Total Population in Service Area: 1,120
 Census Tract Percent Low / Mod: 49.80

Annual Accomplishments

Years	Accomplishment Narrative	# Benefiting
-------	--------------------------	--------------

2012	The funds available were not sufficient to undertake the project. Additional funding will be added from the supplemental funding that Passaic County received from HUD to make this project feasible. This project should be ready to bid in the spring, 2014.	
------	--	--

PGM Year: 2012
Project: 0003 - Public Facilities
IDIS Activity: 63 - Pub. Facility - Strengthen Our Sisters

Status: Open
 Location: Address Suppressed

Objective: Create suitable living environments
 Outcome: Availability/accessibility
 Matrix Code: Homeless Facilities (not operating costs) (03C) National Objective: LMC

Initial Funding Date: 10/30/2012

Financing
 Funded Amount: 30,000.00
 Drawn Thru Program Year: 0.00
 Drawn In Program Year: 0.00

Description:
 Homeless shelter renovation - Remove old cabinets, plumbing, flooring and kitchen equipment. Install new cabinets, plumbing, six burner stove, flooring and other kitchen equipment.

Proposed Accomplishments

Public Facilities : 1

Actual Accomplishments

Number assisted:

	Owner		Renter		Total		Person	
	Total	Hispanic	Total	Hispanic	Total	Hispanic	Total	Hispanic
White:	0	0	0	0	0	0		0
Black/African American:	0	0	0	0	0	0	0	0
Asian:	0	0	0	0	0	0	0	0
American Indian/Alaskan Native:	0	0	0	0	0	0	0	0
Native Hawaiian/Other Pacific Islander:	0	0	0	0	0	0	0	0
American Indian/Alaskan Native & White:	0	0	0	0	0	0	0	0
Asian White:	0	0	0	0	0	0	0	0
Black/African American & White:	0	0	0	0	0	0	0	0
American Indian/Alaskan Native & Black/African American:	0	0	0	0	0	0	0	0
Other multi-racial:	0	0	0	0	0	0	0	0
Asian/Pacific Islander:	0	0	0	0	0	0	0	0
Hispanic:	0	0	0	0	0	0	0	0
Total:	0	0	0	0	0	0	0	0
Female-headed Households:	0		0		0			

Income Category:

	Owner	Renter	Total	Person
Extremely Low	0	0	0	0
Low Mod	0	0	0	0
Moderate	0	0	0	0
Non Low Moderate	0	0	0	0
Total	0	0	0	0
Percent Low/Mod				

Annual Accomplishments

Years	Accomplishment Narrative	# Benefitting
-------	--------------------------	---------------

2012 The bid specifications for this project are in development and the project should be bid and awarded late in 2013 with work completed by spring, 2014.

PGM Year: 2012
Project: 0006 - Public Services
IDIS Activity: 64 - Public Service - NewBridge - SAIL

Status: Open
 Location: 105 Hamburg Tpke Pompton Lakes, NJ 07442-2310

Objective: Create suitable living environments
 Outcome: Availability/accessibility
 Matrix Code: Senior Services (05A)

National Objective: LMC

Initial Funding Date: 10/30/2012

Financing

Funded Amount: 12,000.00
 Drawn Thru Program Year: 1,502.81
 Drawn In Program Year: 1,502.81

Description:

Provide 495 hours of outreach, assessment and case management services to 45 frail, home-bound seniors ages 60 years of age and older annually who have low to moderate incomes and who live in the six municipalities of Upper Passaic Co.:West Milford, Pompton Lakes, Bloomingdale, Wanaque, Ringwood, and Little Falls.

Proposed Accomplishments

People (General) : 1

Actual Accomplishments

Number assisted:

	Owner		Renter		Total		Person	
	Total	Hispanic	Total	Hispanic	Total	Hispanic	Total	Hispanic
White:	0	0	0	0	0	0		0
Black/African American:	0	0	0	0	0	0	0	0
Asian:	0	0	0	0	0	0	0	0
American Indian/Alaskan Native:	0	0	0	0	0	0	0	0
Native Hawaiian/Other Pacific Islander:	0	0	0	0	0	0	0	0
American Indian/Alaskan Native & White:	0	0	0	0	0	0	0	0
Asian White:	0	0	0	0	0	0	0	0
Black/African American & White:	0	0	0	0	0	0	0	0
American Indian/Alaskan Native & Black/African American:	0	0	0	0	0	0	0	0
Other multi-racial:	0	0	0	0	0	0	0	0
Asian/Pacific Islander:	0	0	0	0	0	0	0	0

Hispanic:	0	0	0	0	0	0	0	0
Total:	0	0	0	0	0	0	0	0

Female-headed Households: 0 0 0 0 0 0 0 0

Income Category:

	Owner	Renter	Total	Person
Extremely Low	0	0	0	0
Low Mod	0	0	0	0
Moderate	0	0	0	0
Non Low Moderate	0	0	0	0
Total	0	0	0	0
Percent Low/Mod				

Annual Accomplishments

Years	Accomplishment Narrative	# Benefiting
--------------	---------------------------------	---------------------

2012	New Bridge Services Operation SAIL is an on-going activity. Beneficiaries for the year were reported on the FY 2011 activity. The FY 2012 funds will be completed in calendar year 2014.	
------	--	--

Total Funded Amount: \$2,455,132.25

Total Drawn Thru Program Year: \$1,960,297.86

Total Drawn In Program Year: \$1,368,482.14

PR 23



U.S. Department of Housing and Urban Development
 Office of Community Planning and Development
 Integrated Disbursement and Information System
 CDBG Summary of Accomplishments
 Program Year: 2012

DATE: 10-29-13
 TIME: 10:58
 PAGE: 1

PASSAIC COUNTY

Count of CDBG Activities with Disbursements by Activity Group & Matrix Code

Activity Group	Activity Category	Underway Count	Underway Activities Disbursed	Completed Count	Completed Activities Disbursed	Program Year Count	Total Activities Disbursed
Economic Development	Rehab; Publicly or Privately-Owned Commercial/Industrial (14E)	0	\$0.00	1	\$61,399.00	1	\$61,399.00
	Total Economic Development	0	\$0.00	1	\$61,399.00	1	\$61,399.00
Public Facilities and Improvements	Senior Centers (03A)	2	\$56,351.63	0	\$0.00	2	\$56,351.63
	Homeless Facilities (not operating costs) (03C)	1	\$0.00	0	\$0.00	1	\$0.00
	Parks, Recreational Facilities (03F)	1	\$0.00	3	\$206,300.00	4	\$206,300.00
	Flood Drainage Improvements (03I)	0	\$0.00	1	\$4,514.50	1	\$4,514.50
	Water/Sewer Improvements (03J)	2	\$0.00	2	\$194,958.37	4	\$194,958.37
	Street Improvements (03K)	1	\$64,732.17	5	\$585,922.01	6	\$650,654.18
	Fire Station/Equipment (03O)	1	\$0.00	0	\$0.00	1	\$0.00
	Total Public Facilities and Improvements	8	\$121,083.80	11	\$991,694.88	19	\$1,112,778.68
Public Services	Senior Services (05A)	1	\$1,502.81	3	\$49,555.00	4	\$51,057.81
	Total Public Services	1	\$1,502.81	3	\$49,555.00	4	\$51,057.81
General Administration and Planning	General Program Administration (21A)	1	\$58,790.00	5	\$84,456.65	6	\$143,246.65
	Total General Administration and Planning	1	\$58,790.00	5	\$84,456.65	6	\$143,246.65
Grand Total		10	\$181,376.61	20	\$1,187,105.53	30	\$1,368,482.14



U.S. Department of Housing and Urban Development
 Office of Community Planning and Development
 Integrated Disbursement and Information System
 CDBG Summary of Accomplishments
 Program Year: 2012

DATE: 10-29-13
 TIME: 10:58
 PAGE: 2

PASSAIC COUNTY

CDBG Sum of Actual Accomplishments by Activity Group and Accomplishment Type

Activity Group	Matrix Code	Accomplishment Type	Open Count	Completed Count	Program Year Totals
Economic Development	Rehab; Publicly or Privately-Owned Commercial/Industrial (14E)	Business	0	5	5
	Total Economic Development		0	5	5
Public Facilities and Improvements	Senior Centers (03A)	Public Facilities	0	0	0
	Homeless Facilities (not operating costs) (03C)	Public Facilities	0	0	0
	Parks, Recreational Facilities (03F)	Public Facilities	5,772	27,494	33,266
	Flood Drainage Improvements (03I)	Public Facilities	0	1,902	1,902
	Water/Sewer Improvements (03J)	Persons	1,588	1,120	2,708
	Street Improvements (03K)	Persons	1,019	6,802	7,821
	Fire Station/Equipment (03O)	Public Facilities	7,975	0	7,975
	Total Public Facilities and Improvements		16,354	37,318	53,672
Public Services	Senior Services (05A)	Persons	0	123	123
	Total Public Services		0	123	123
Grand Total			16,354	37,446	53,800



PASSAIC COUNTY

CDBG Beneficiaries by Racial / Ethnic Category

Housing-Non Housing	Race	Total Persons	Total Hispanic		Total Hispanic Households
			Persons	Total Households	
Non Housing	White	119	1	0	0
	Black/African American	1	0	0	0
	Asian	2	0	0	0
	Asian & White	1	0	0	0
	Total Non Housing	123	1	0	0
Grand Total	White	119	1	0	0
	Black/African American	1	0	0	0
	Asian	2	0	0	0
	Asian & White	1	0	0	0
	Total Grand Total	123	1	0	0



U.S. Department of Housing and Urban Development
Office of Community Planning and Development
Integrated Disbursement and Information System
CDBG Summary of Accomplishments
Program Year: 2012

DATE: 10-29-13
TIME: 10:58
PAGE: 4

PASSAIC COUNTY

CDBG Beneficiaries by Income Category

	Income Levels	Owner Occupied	Renter Occupied	Persons
Non Housing	Extremely Low ($\leq 30\%$)	0	0	11
	Low ($>30\%$ and $\leq 50\%$)	0	0	65
	Mod ($>50\%$ and $\leq 80\%$)	0	0	47
	Total Low-Mod	0	0	123
	Non Low-Mod ($>80\%$)	0	0	0
	Total Beneficiaries	0	0	123

PR 83 – Performance Measures

Public Facilities and Infrastructure

	Create Suitable Living			Provide Decent Housing			Create Economic Opportunities			Total
	Access	Afford	Sustain	Access	Afford	Sustain	Access	Afford	Sustain	
Number of Persons Assisted										
with new access to a facility	8,587	0	0	0	0	0	0	0	0	8,587
with improved access to a facility	951	0	16,560	0	0	0	0	0	0	17,511
with access to a facility that is no longer substandard	0	0	12,123	0	0	0	0	0	0	12,123
Totals :	9,538	0	28,683	0	0	0	0	0	0	38,221

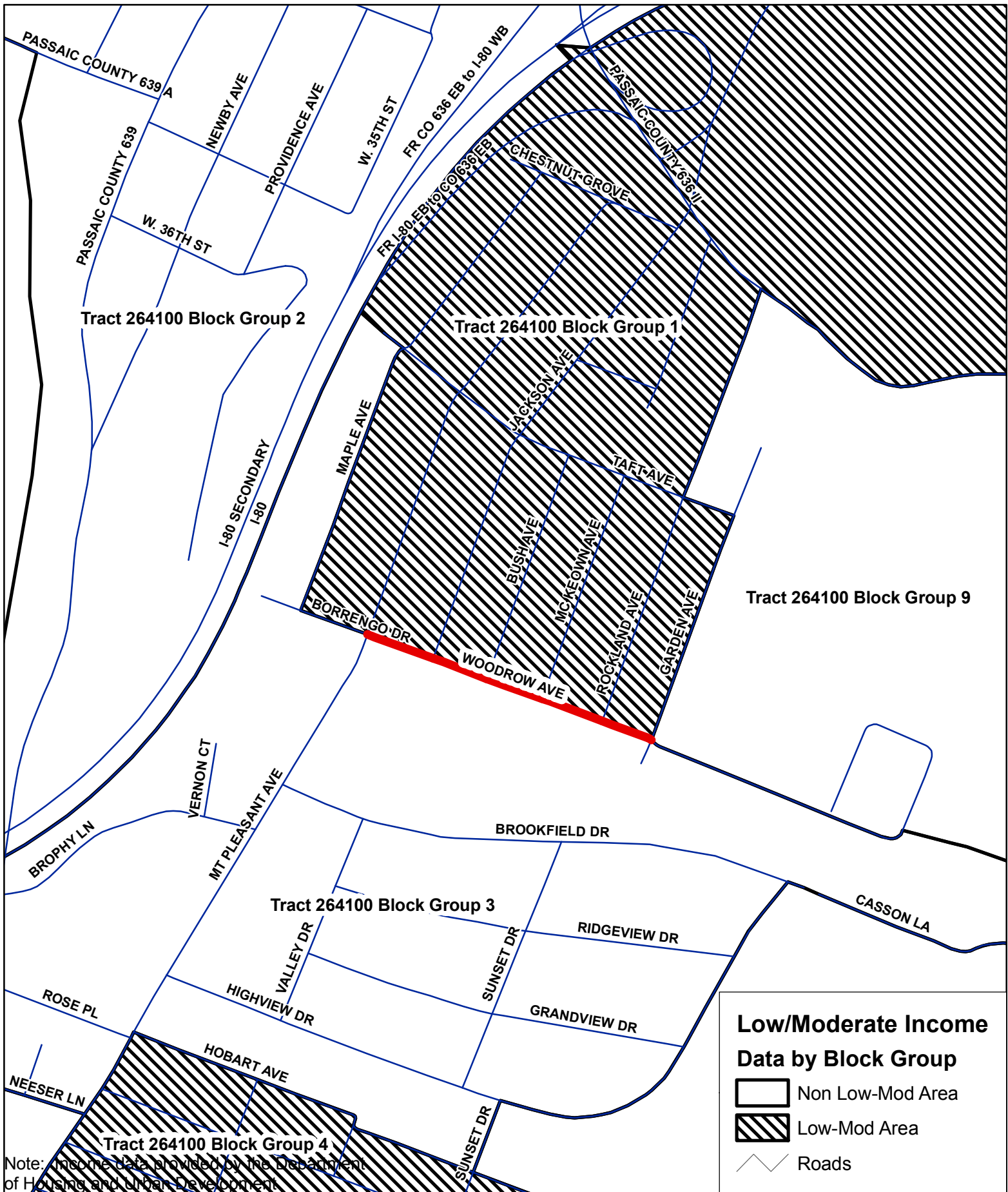
Number of Households Assisted

with new access to a facility	0	0	0	0	0	0	0	0	0	0
with improved access to a facility	0	0	0	0	0	0	0	0	0	0
with access to a facility that is no longer substandard	0	0	0	0	0	0	0	0	0	0
Totals :	0	0	0	0	0	0	0	0	0	0

Public Services

	Create Suitable Living			Provide Decent Housing			Create Economic Opportunities			Total
	Access	Afford	Sustain	Access	Afford	Sustain	Access	Afford	Sustain	
Number of Persons Assisted										
with new (or continuing) access to a service	0	0	123	0	0	0	0	0	0	123
with improved (or continuing) access to a service	0	0	0	0	0	0	0	0	0	0
with new access to a service that is no longer substandard	0	0	0	0	0	0	0	0	0	0
Totals :	0	0	123	0	0	0	0	0	0	123

APPENDIX - MAPS

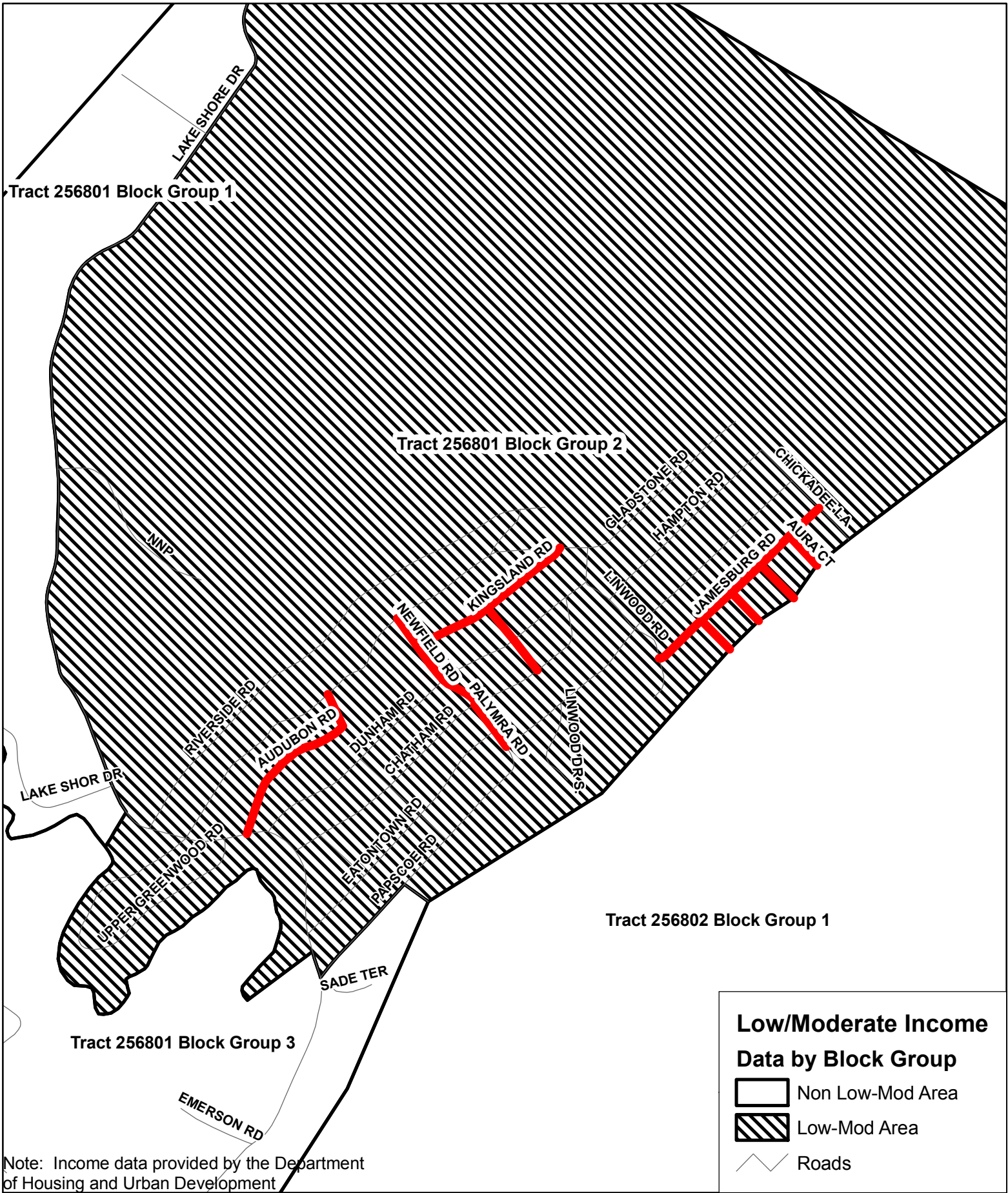


COUNTY OF PASSAIC

DEPARTMENT OF PLANNING



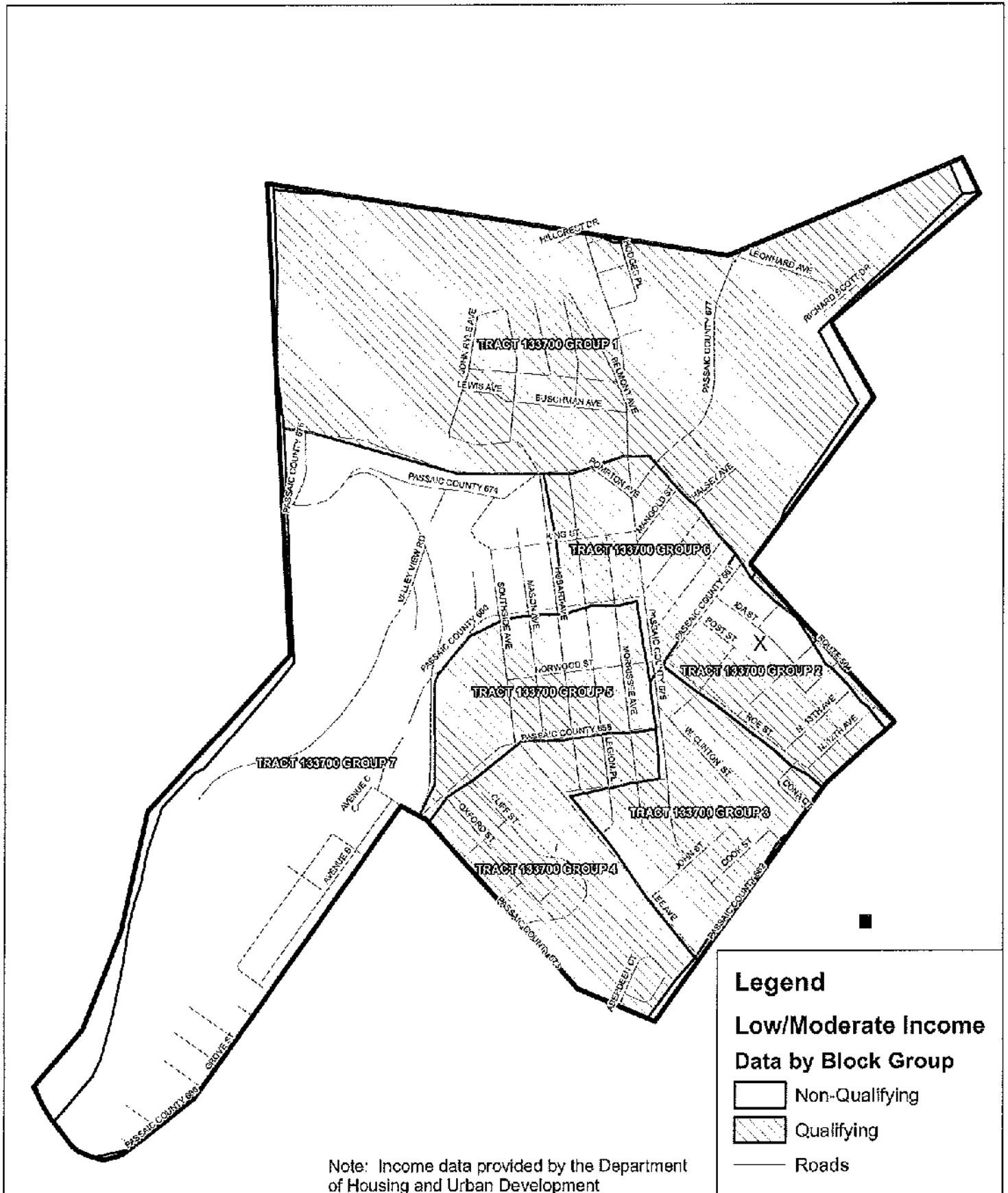
Woodrow Avenue Improvements
 Community Development Block Grant
 Woodland Park Borough



COUNTY OF PASSAIC
DEPARTMENT OF PLANNING



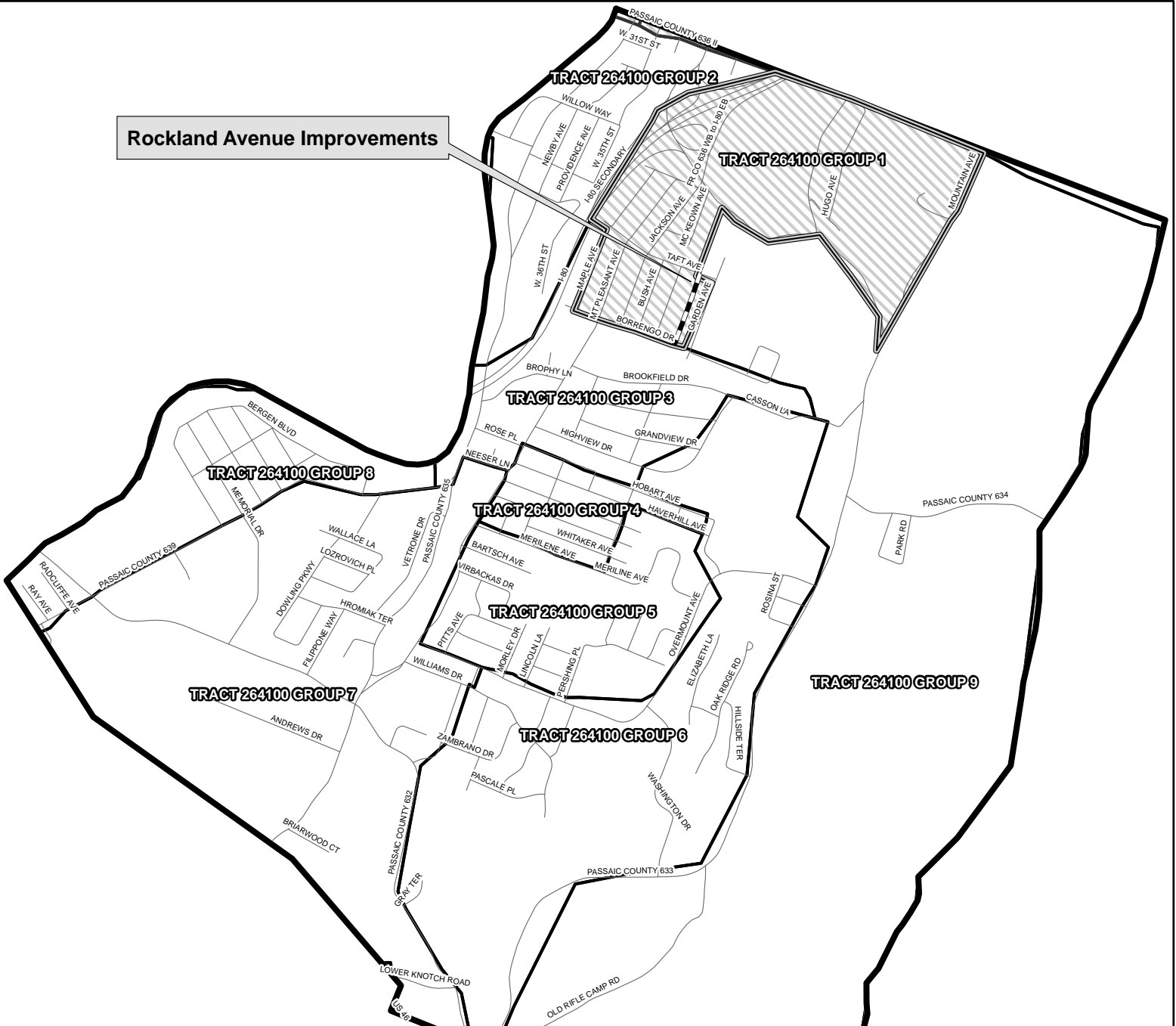
Upper Greenwood Lake Road
 Resurfacing Priority Two
 Community Development Block Grant
 West Milford Township



COUNTY OF PASSAIC
DEPARTMENT OF PLANNING



Low & Moderate Income Block Groups
 Community Development Block Grant
 Roe Street Children's Park, Haledon

Rockland Avenue Improvements






Legend

Low/Moderate Income Data by Block Group

-  Non Low-Mod Area
-  Low-Mod Area

Service Area

-  Census Tract 264100, Block Group 1
-  Rockland Avenue Improvements
-  Roads

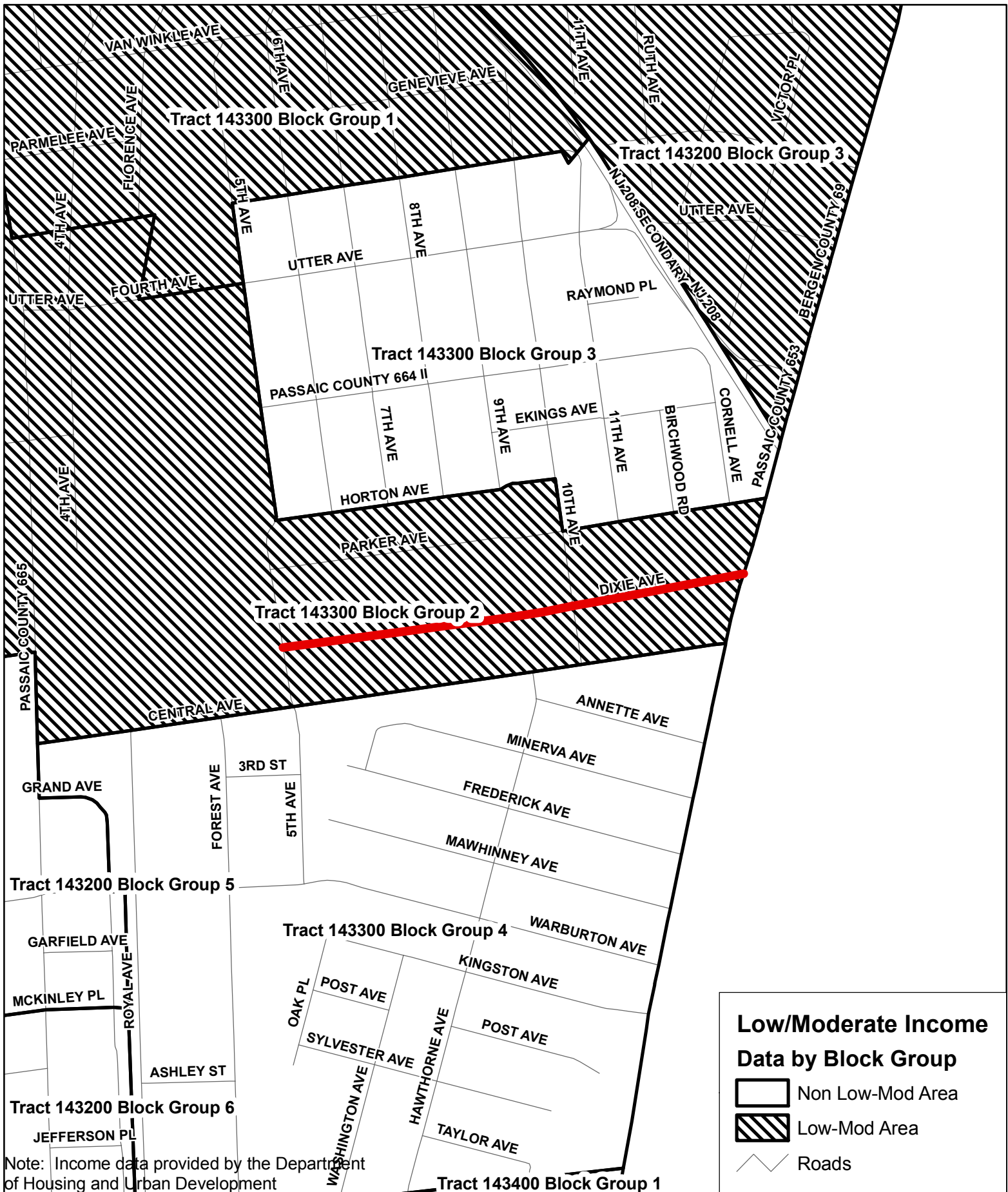
Note: Income data provided by the Department of Housing and Urban Development



COUNTY OF PASSAIC
DEPARTMENT OF PLANNING



Low & Moderate Income Block Groups
Community Development Block Grant
Street Improvements
Woodland Park



COUNTY OF PASSAIC
DEPARTMENT OF PLANNING




Repaving of Dixie Avenue - Priority One
 Community Development Block Grant


Hawthorne Borough

3/23/2011

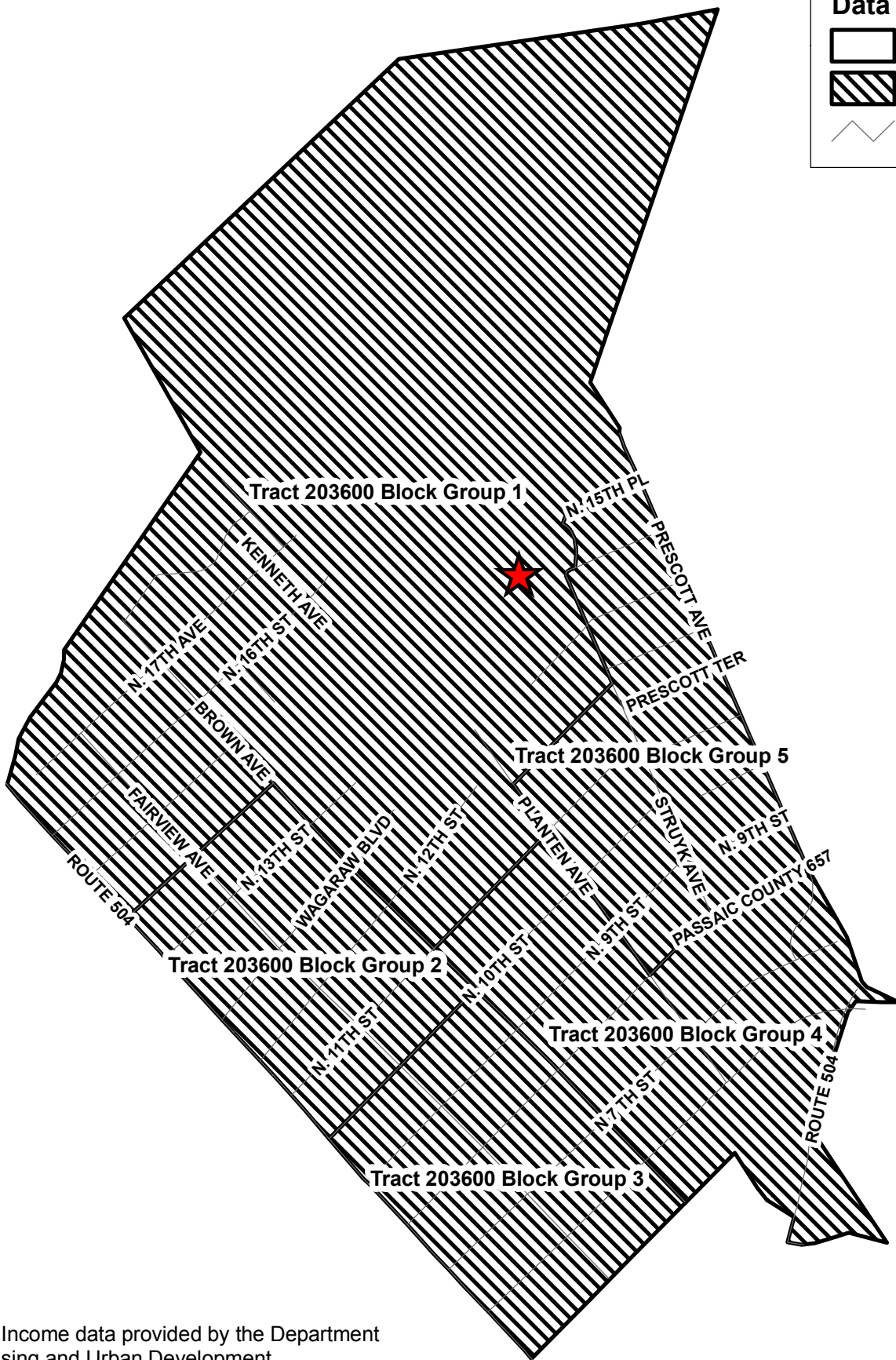
Low/Moderate Income

Data by Block Group

 Non Low-Mod Area

 Low-Mod Area

 Roads



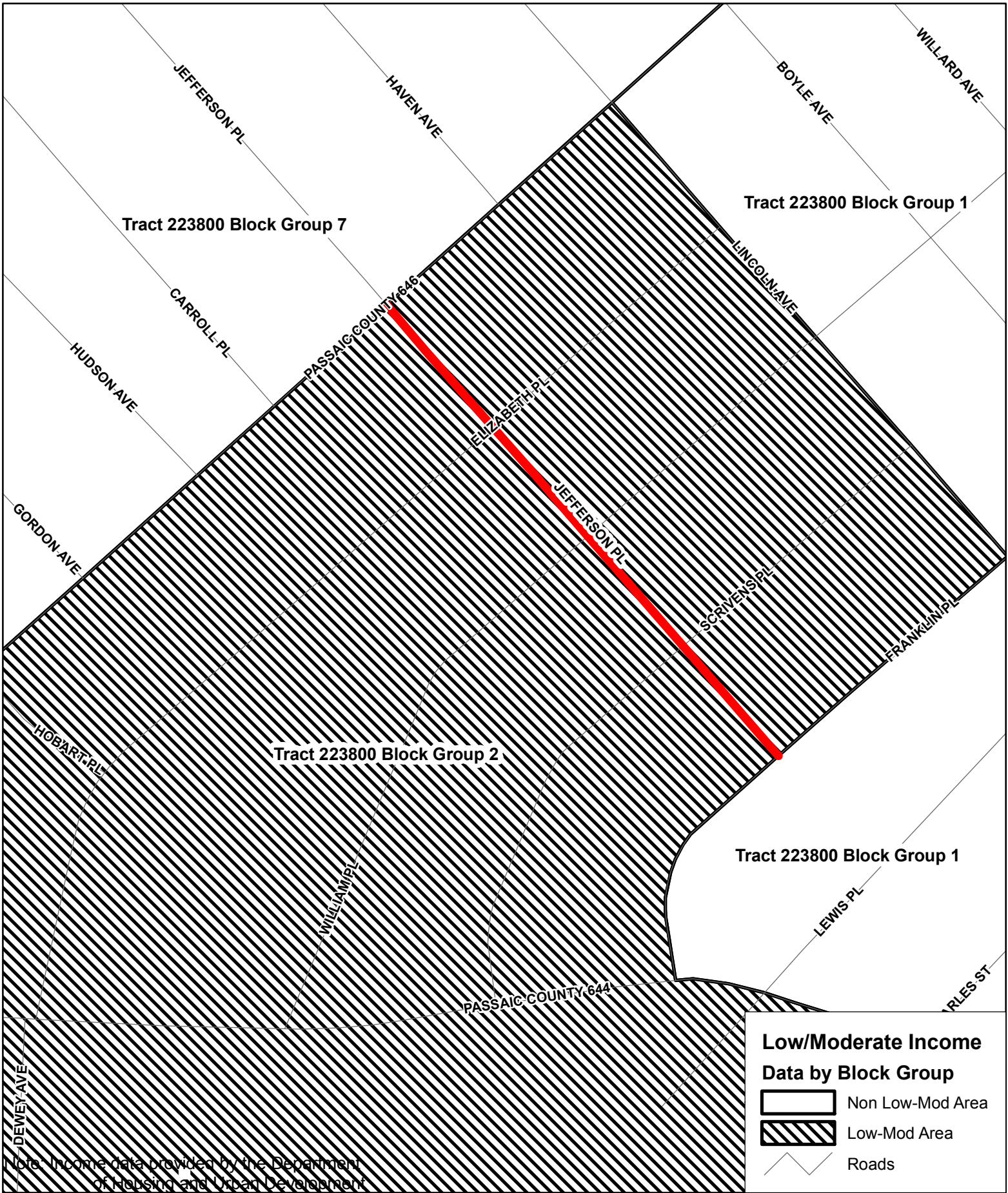
Note: Income data provided by the Department of Housing and Urban Development



COUNTY OF PASSAIC
DEPARTMENT OF PLANNING



Hofstra Park Bathroom and
Sanitary Sewer System Final Phase
Community Development Block Grant
Prospect Park Borough



Note: Income data provided by the Department of Housing and Urban Development



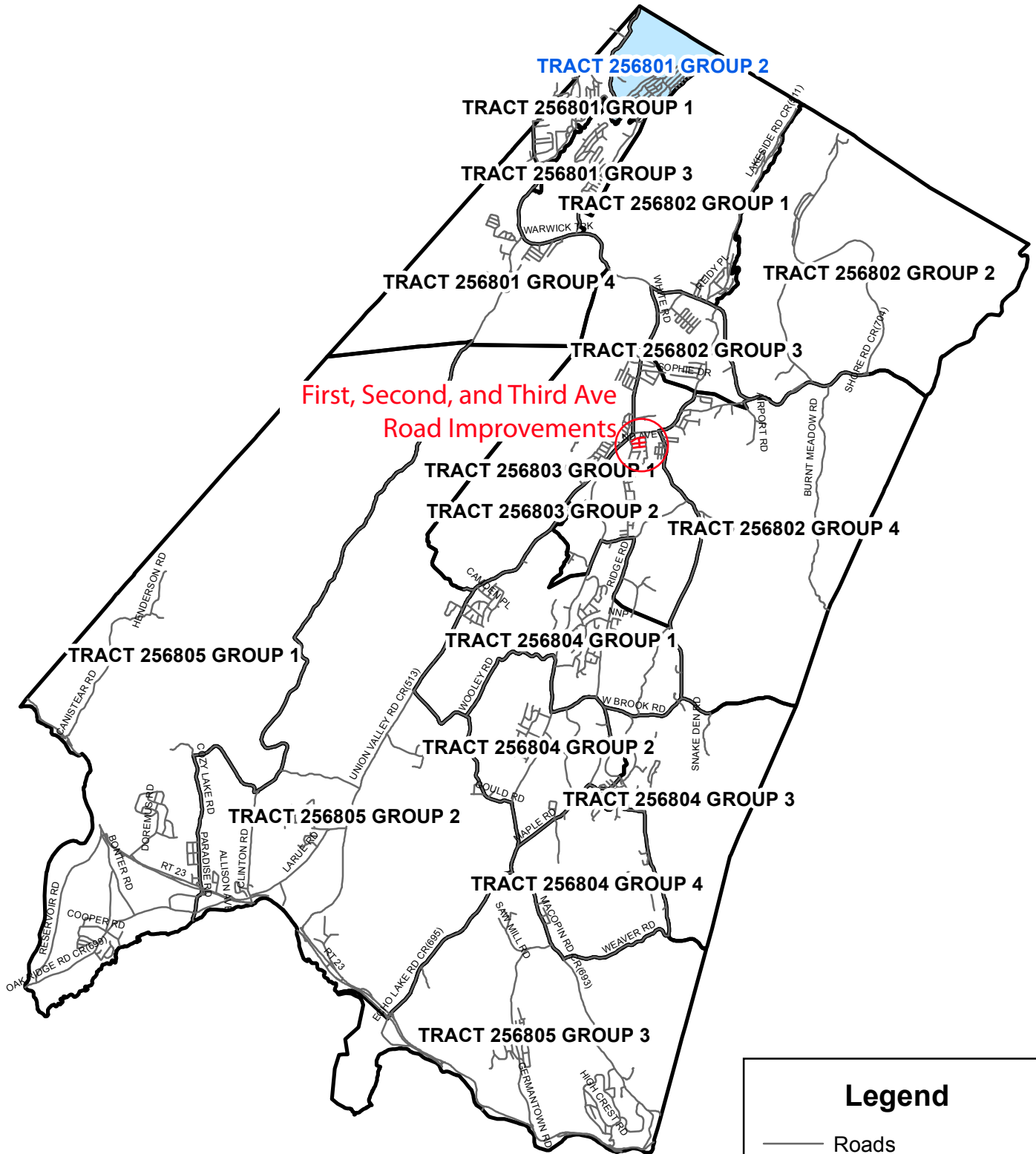
COUNTY OF PASSAIC
DEPARTMENT OF PLANNING



Totowa Borough Sewer Lining Project
 Priority One
 Community Development Block Grant




Totowa Borough

3/23/2011



First, Second, and Third Ave
Road Improvements

Legend

-  Roads
-  Non-Low Mod Areas
-  Low Mod Areas



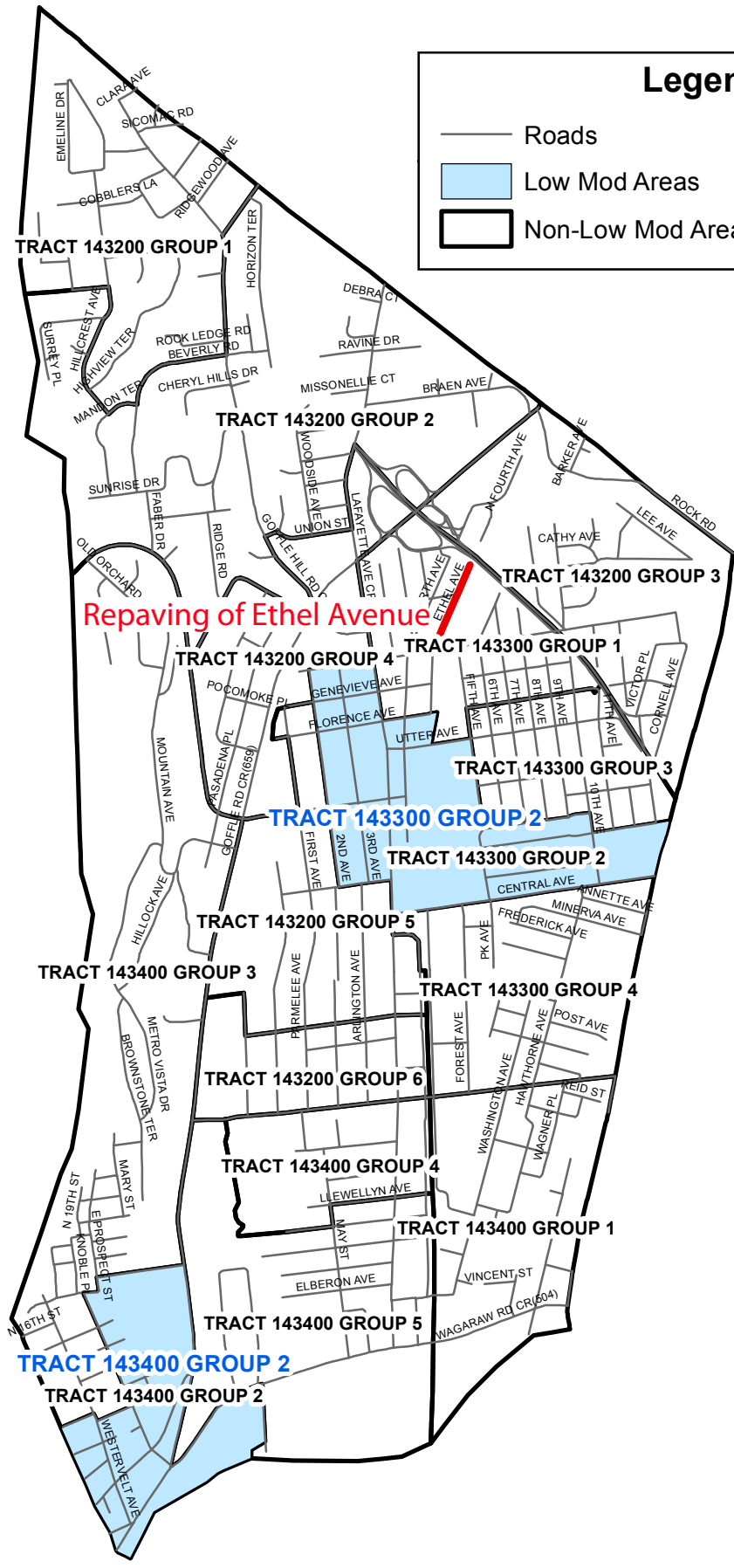
**PASSAIC COUNTY
PLANNING DEPARTMENT**

This map was developed using NJDEP GIS digital data, but this secondary product has not been verified by NJDEP and is not state-authorized.



**Low & Moderate Income Block Groups
Community Development Block Grant
West Milford**

01/20/12



Legend

- Roads
- Low Mod Areas
- Non-Low Mod Areas

Repairing of Ethel Avenue

TRACT 143200 GROUP 1

TRACT 143200 GROUP 2

TRACT 143200 GROUP 3

TRACT 143200 GROUP 4

TRACT 143300 GROUP 1

TRACT 143300 GROUP 2

TRACT 143300 GROUP 2

TRACT 143300 GROUP 3

TRACT 143200 GROUP 5

TRACT 143400 GROUP 3

TRACT 143300 GROUP 4

TRACT 143200 GROUP 6

TRACT 143400 GROUP 4

TRACT 143400 GROUP 1

TRACT 143400 GROUP 5

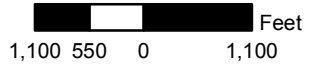
TRACT 143400 GROUP 2

TRACT 143400 GROUP 2



**PASSAIC COUNTY
PLANNING DEPARTMENT**

This map was developed using NJDEP GIS digital data, but this secondary product has not been verified by NJDEP and is not state-authorized.



**Low & Moderate Income Block Groups
Community Development Block Grant
Hawthorne**

01/20/12